

LYSAGHT

ZENITH[®] RANGE

PREMIUM ROOFING AND WALLING



INSPIRATION TO BUILD BETTER

ADD DRAMATIC ARCHITECTURAL INTEREST

LYSAGHT'S ZENITH® RANGE OFFERS SIX STRIKING LOOKS TO ADD DRAMATIC ARCHITECTURAL INTEREST TO ANY HOME

Inspired by the best in European design, Lysaght's ZENITH® range provides a stylish suite of profiles to add to your design palette.

Every product in the ZENITH® range has been tested in Lysaght's own NATA accredited facility to ensure it not only adheres to Australian Standards but can also meet the rigorous challenges of Australia's harsh conditions, even in cyclonic regions.

And you know that along with genuine style, the ZENITH® range offers you the peace of mind only Lysaght, the trusted experience in steel, can deliver.

With our nationwide network, technical expertise and production and service capabilities – and as part of Australia's leading manufacturer, BlueScope – we provide the products and support that Australia's builders, specifiers and architects can build on with confidence.

LYSAGHT ZENITH® ARCHITECTURAL PROFILES. A TOUCH OF EUROPE FROM AUSTRALIA'S TRUSTED EXPERIENCE IN STEEL


LYSAGHT – SHAPERS OF COLORBOND® STEEL

COLORBOND® steel is Australian-made pre-painted steel that's supplied to Lysaght in large coils. Lysaght then shapes the COLORBOND® steel (through the process known as rollforming) into our range of roofing and walling products, gutters, fascias and downpipes, fencing systems, plus home improvement products such as verandahs, patios and carports.

Colorbond®


LONGLINE® 305

This striking cladding features slender, high ribs and broad, flat pans that make a dramatic statement on any structure. Using a concealed fixing system to maintain its clean lines LONGLINE 305® cladding is available with plain or fluted pans and can also be tapered for a fan-like effect where curvilinear roofs require a tailored cladding solution.




BAROQUE™

A heritage-inspired profile, BAROQUE™ features wide, flat pans defined by generous semi-circular ribs. Delivering a strong linear visual which is gentled by the unusual, rounded rib-form, this profile offers a most unique visual character which sits easily with both traditional and contemporary architecture.




ENSEAM®

Broad flat pans and a lower, yet substantial rib combine to form yet another distinct visual dynamic in ENSEAM® cladding. While possessing clean and striking good looks, this profile also has an easy style that makes it a very versatile cladding solution for contemporary architectural designs.




SNAPSEAM™

With the broad, flat pans and distinctive ribs of our original ENSEAM® profile, SNAPSEAM™ offers greater design flexibility utilising longer lengths and greater spanning capacity thanks to its clever concealed-fix clips. These specially designed clips provide greater fixing security while also allowing for enhanced thermal expansion and contraction to cope with a range of climatic conditions.




DOMINION®

Whether used in long lengths running vertically or horizontally on a structure, or in shorter lengths to create a 'block-like' effect, DOMINION® makes a strong and extremely stylish statement. With raised panels and recessed, 'express' joints, this profile conveys a sleek, contemporary character with a pleasing detail created by the shadowed 'channels'.



IMPERIAL™

The sky is truly the limit with IMPERIAL™. Featuring broad, flat pans and slender, well-defined ribs, this cleanly elegant cladding complements virtually any architectural design. Combine those good looks with a curving capacity not readily achieved in all cladding, and you have the ultimate profile for style and versatility.




EUROPEAN ELEGANCE IN THE LATEST COLOURS & FINISHES

The ZENITH® range is available shaped from a comprehensive suite of COLORBOND® steel colours and finishes including the contemporary Standard range, the refined Matt palette, as well as the glistening Metallic range. The expansive colour array of the COLORBOND® steel Studio suite is also available via enquiry.


COLORBOND® STEEL STANDARD COLOUR RANGE



COLORBOND® STEEL MATT COLOUR RANGE



COLORBOND® METALLIC STEEL COLOUR RANGE



*Not all LYSAGHT® products are available in all materials, finishes or colours shown - visit lysaght.com for more information.

Colorbond®





Get access to more detailed technical information, installation and product guides along with more case studies and design inspiration at www.lysaght.com

FOR YOUR NEAREST SUPPLIER VISIT:

WWW.LYSAGHT.COM

FOR SALES ENQUIRIES CALL 13 30 38

FOR TECHNICAL ENQUIRIES CALL 1800 641 417

The COLORBOND® steel colour swatches shown have been reproduced to represent actual product colours and finish as accurately as possible. However, we recommend checking your chosen colour against an actual sample of the product before purchasing, as varying light conditions and limitations of the printing process may affect colour tones and finish. To determine the most suitable material for your project, please contact your supplier or steel.com.au/colorbond.

COLORBOND®, BlueScope, the BlueScope brand mark, ® product, product brand and colour names are registered trademarks and ™ product, product brand and colour names are trademarks of BlueScope Steel Limited. The LYSAGHT® range of products is exclusively made by or for BlueScope Steel Limited trading as Lysaght. © BlueScope Steel Limited November 2022 ABN 16 000 011 058. All rights reserved.

INSPIRATION TO BUILD BETTER

LYSAGHT

A division of
BlueScope