

**NOISE**

**DUST**

**FUME**

**MONITORING**

**VENTILATION**

**ENGINEERING**

**CONSULTING**

**✓CONTROLHIRE**



Control Hire is an Australian company dedicated to providing innovative solutions to safeguard your co-workers, projects and surrounding communities from temporary hazards.

We offer end-to-end solutions including; site assessments, specialised hazard management plans, equipment hire & sales, installation, commissioning, servicing, and demobilisation, we ensure your worksite stays safe, compliant and productive.

**NOISE  
DUST  
FUME  
MONITORING  
VENTILATION  
ENGINEERING  
CONSULTING**



# CONTENTS

<b>WHAT WE DO</b>	<b>6</b>
Project Showcase	6
Specialist Services	8
Consulting	10
Noise & Vibration	12
Dust & Air Quality	14
Engineering Temporary Work Solutions	16
On-Site Service & Support	18
Fan Design & Manufacture	20
<b>NOISE</b>	<b>22</b>
Noise Control Wall	24
Acoustic Barriers	28
Cutting Station	30
Dust Containment Tent	31
<b>DUST</b>	<b>32</b>
Air Scrubbers	34
Filters	36
Suppression	38
<b>FUMES</b>	<b>40</b>
Fume Extraction	43
Fume Air Scrubbers	44
Welding Fume Filter	45
Odour Control Units	46
<b>VENTILATION</b>	<b>48</b>
Temporary Ventilation Solution	50
Axial Fans	52
Centrifugal Fans	54
<b>MONITORING</b>	<b>56</b>
Respirable Crystalline Silica (RCS)	58
Dust/Silica Monitoring	59
Environmental Monitoring	60
Gas Monitoring	61
Noise Monitor	62
Vibration Monitor	63
Deformation Monitoring	64
<b>CLIMATE</b>	<b>70</b>
Air Conditioning - Reverse Cycle	72
Air Conditioning - Portable Refrigerated	73
Air Conditioning - Dehumidifier	74
Air Conditioning - Evaporative Cooler	75
<b>POWER</b>	<b>76</b>
Generators	78
<b>ENGINEERING DESIGN REQUEST FORMS</b>	<b>80</b>
<b>VENTILATION DESIGN REQUEST FORM</b>	<b>81</b>
<b>NOISE CONTROL WALL REQUEST FORM</b>	<b>83</b>
<b>CREDIT APPLICATION FORM</b>	<b>85</b>
<b>CONVERSION MATRIX</b>	<b>87</b>





# PROJECT SHOWCASE



SMAP Build Torquay, VIC



Suburban Rail Loop, Burwood, VIC



West Ryde, NSW



Manly North Head, NSW



Sydney Metro Station, St Mary's, NSW



Sydney Water, Kemps Creek NSW



Bayswater Power Station, NSW



Sydney Airport, NSW



Brooklyn Pumping Station, VIC

## TRUSTED BY:

Sydney  
**WATER**

**CPB**  
CONTRACTORS

**JOHN  
HOLLAND**

**Downer**  
Relationships creating success

**BMD**

**GEORGIU**

**ABERGELDIE**  
COMPLEX INFRASTRUCTURE

**Buildcorp**

**Interflow**

**UEA**

**LAING O'Rourke**

**FDC**

**Built**

**HACER**  
group

**GAMUDA**  
Australia

**KAPITOL**  
GROUP

**KANE**

**CLEANAWAY**

**TAYLOR**

Harbour  
Trust





# SPECIALIST SERVICES

Our expert teams are dedicated to delivering the best solutions and ensuring safe working environments for our customers.



# CONSULTING

At Control Hire, we are more than an equipment hire provider — we're your trusted partner in environmental compliance and hazard control. Our in-house team of certified environmental consultants and engineers work side-by-side to deliver end-to-end advisory and monitoring solutions tailored to the specific needs of your project.

From early-stage advice to fully certified plans, we specialise in delivering practical, standards-aligned consulting across Noise, Vibration, Air Quality, and Respirable Crystalline Silica (RCS). Whether it's securing development approvals, meeting WHS obligations, or addressing site-specific environmental risks, Control Hire supports you at every stage of your project lifecycle.

## Our consulting services include:

- **Noise and Vibration Management Plans (NVMPs)**
- **Air Quality and Dust Control Plans (AQMPs/CDMPs)**
- **Respirable Silica Control Plans (aligned with the 2024 silica reform)**
- **Site-based Environmental Risk Assessments**
- **Personal and area exposure monitoring**
- **Certified Management Plans for EPA, council, and project approval**

What sets us apart is our fully integrated engineering capability. Our in-house engineers (CPEng, RPEQ) collaborate with our consulting team to provide:

- Certified ventilation and filtration system designs
- CFD analysis for airborne contaminant control
- Tailored equipment specifications for compliance and cost-efficiency
- Full engineering certification for temporary works and site controls

By combining environmental science with engineered solutions, Control Hire delivers not just compliance — but smarter, safer outcomes.







# NOISE & VIBRATION

We specialise in delivering certified **Noise and Vibration Management Plans (NVMPs)** that are tailored to the needs of construction, demolition, tunnelling, and infrastructure projects across Australia. Our in-house Acoustic Engineers use industry-leading acoustic modelling and vibration assessment tools to deliver practical, standards-aligned solutions that meet both regulatory requirements and community expectations.

Whether you're in the planning phase or responding to council conditions, our team can provide:

- Site-specific NVMPs compliant with EPA and local council guidelines
- Predictive noise and vibration modelling using advanced software
- Construction and operational impact assessments
- Real-time monitoring solutions for community reassurance
- Expert recommendations for mitigation, attenuation and reporting
- End-to-end support from design to project handover

All plans are fully certified and prepared by qualified professionals, helping our clients secure approvals faster and avoid costly delays whilst keeping staff safe.



# DUST & AIR QUALITY

We deliver comprehensive **Dust and Air Quality Management Plans (CDMPs/AQMPs)** tailored for high-risk construction, demolition, mining and infrastructure works. Developed by our in-house environmental consultants, these certified plans ensure compliance with the latest WHS legislation, EPA regulations, and silica dust reforms.

Our expertise spans complex urban environments, confined spaces, and remote operations — supporting both Tier 1 builders and smaller contractors to reduce risk, protect workers, and meet approval conditions with confidence.

Our certified plans include:

- Risk assessments for respirable crystalline silica, diesel particulates and airborne contaminants
- Monitoring strategies using real-time gas, dust and silica monitors
- Control recommendations including suppression, filtration and ventilation
- Mitigation planning for high-risk activities (cutting, grinding, excavation)
- Trigger action response plans (TARPs) for exceedances
- Lab-based personal exposure testing for full compliance

We don't just write plans — we provide the equipment, monitoring, reporting and servicing to make them work on-site.





# ENGINEERING TEMPORARY WORK SOLUTIONS

At Control Hire, our in-house engineering team brings deep expertise in designing and certifying temporary works for complex construction, tunnelling, and demolition environments. With extensive experience supporting Tier 1 contractors through to smaller builders, we provide engineered solutions that ensure compliance, safety, and operational efficiency across your entire project lifecycle — from tendering to handover.

## Temporary Ventilation Engineering

We specialise in high-performance ventilation solutions for confined spaces, tunnels, and hazardous work zones. Our team uses advanced design software and real-world experience to model, certify, and optimise systems tailored to your project needs.

Services include:

- Certified Temporary Ventilation Designs
- Computational Fluid Dynamics (CFD) airflow simulations
- Custom Axial & Centrifugal Fan selection and system layout
- Dust, gas, and fume extraction system design
- Ventilation strategies for silica dust, diesel particulate matter, and VOC hazards
- Site layout design for push/pull, dilution, and negative-pressure systems

Whether you're managing RCS compliance or diesel fume risks in an excavation, our team can deliver a complete, engineered ventilation strategy backed by performance data and WHS-aligned compliance.

## Temporary Structural Engineering

Control Hire provides certified temporary works design to support safe and compliant installation of our equipment in diverse and challenging environments.

Our services cover:

- Structural certification for noise control walls
- Temporary structural design for barriers, frames, duct supports, and hoardings
- Collaboration with site teams during design reviews and risk assessments

Every structural solution is modelled using up-to-date design software, ensuring alignment with relevant Australian Standards, SafeWork codes, and project-specific engineering briefs.





# ON-SITE SERVICE & SUPPORT

Control Hire offers a turnkey on-site service for the delivery, installation, commissioning, and ongoing support of all our hazard control systems. Our dedicated site teams are fully qualified, experienced, and aligned with WHS regulations, including confined space entry procedures and high-risk work protocols.

Whether you're operating in a tunnel, excavation, demolition site or enclosed space, our crews ensure your temporary hazard control systems are installed and functioning to standard — the first time, every time.

- Temporary Ventilation System Installations — axial/centrifugal fans, ducting, silencers, airflow testing
- Area Monitoring Installation — Base level readings and ongoing monitoring including dust, gas, noise, vibration, and silica.
- Personal Monitoring Deployment - Outfitting wearable monitors, sample collection, analysis and results
- Scheduled monitor servicing and calibration
- Filter and airflow check, servicing, replacement
- Detailed reporting for regulatory or client audits
- 24/7 service availability
- Water flow testing for dust suppression systems







# FAN DESIGN & MANUFACTURE

Control Hire designs and manufactures custom axial and centrifugal fans tailored for construction, tunnelling, mining, and industrial applications. We support the full lifecycle — from concept and design through to fabrication, testing, and delivery.

We offer a wide range of specifications to suit diverse site conditions and regulatory requirements:

- Fan Types: Axial, Centrifugal, Mixed-Flow
- Motor Options: Single and three-phase motors; IECEx-rated for hazardous zones available
- Power Ratings: From 0.75kW to 75kW+ depending on duty and airflow requirements
- Voltage Supply: 240V, 415V
- Blade Configuration: Adjustable pitch blades for efficiency and pressure control
- Silencers: Inline or standalone silencers for compliant noise levels
- VFD Integration: Variable Frequency Drives for airflow modulation, energy savings, and soft starts
- Airflow Capacity: Designed to achieve flow rates from 1,000 to 100,000 m<sup>3</sup>/hr+
- Zone Applications: Configurations for standard, wet, confined space, and hazardous areas (Zone 2)
- Mounting & Housing: Skid-mounted, stackable, or custom frame options available

All fan systems can be engineered using CFD modelling and matched to site-specific ductwork and pressure loss profiles to ensure compliance, performance, and safety.

Bespoke solutions are developed to match the unique requirements of each job — ensuring the right airflow, pressure, noise control, and compliance outcomes for every project.



# NOISE





# NOISE CONTROL WALL

Control Hire's Noise Control Wall is a high-performance acoustic barrier designed to reduce noise on construction, demolition and infrastructure sites.

With an Rw rating of 27 dB and an NRC of 0.85, it effectively absorbs and blocks sound to protect both surrounding communities and on-site workers from harmful noise exposure.

Built from durable, weather-resistant materials and engineered for quick installation, it's ideal for temporary or semi-permanent noise mitigation in demanding environments.



## SUSTAINABILITY

The Noise Control Wall is built with sustainability in mind, using recycled and recyclable materials wherever possible. Its modular, reusable design reduces waste across multiple projects, while its long service life minimises the need for replacement.

By effectively controlling noise pollution, it also supports environmental and community health standards on urban and sensitive sites.


Approximately 150 x 2L milk bottles are used in each panel and can be recycled at end of life.



## KEY APPLICATIONS

- Construction sites** – reduces noise from plant, machinery, and heavy equipment during demolition, piling, excavation, and general construction works.
- Tunnelling and shaft works** – controls reverberation and noise breakout from ventilation fans, generators, and other equipment at tunnel portals and shaft sites.
- Mining and quarrying** – deployed around crushers, conveyors, drill rigs, and screening plants to reduce operational noise and support EPA compliance.
- Equipment enclosures** – creates semi-enclosed zones around noisy equipment like diesel generators, pumps, or compressors.
- Temporary works and site offices** – installed around site sheds and amenities to reduce incoming and outgoing noise, improving working conditions and public amenity.
- Road and rail projects** – used along highways, rail corridors, or during rail shutdowns to reduce impact of night works and maintain community compliance.
- Events and public spaces** – acts as an acoustic barrier for temporary events near residential areas (e.g., festivals, road closures, or council works).


## NOISE CONTROL MATRIX




CONTROL HIRE NOISE CONTROL WALL



ACOUSTIC BARRIER




17MM PLYWOOD PANEL



STANDARD SHIPPING CONTAINER

NRC: Noise Reduction Coefficient	 0.85+	 0.62	 0.1	 0.05
Rw (db): Sound Reduction Index	27	23	20-23	24
General noise attenuation	✓	✓	✓	✓
Protecting workers by reducing reflective noise onto the worksite	✓	✓	✗	✗
Isolating the community from site noise	✓	✓	✗	✗
Low-mid frequency, construction noise (diesel plant, saws, generators)	✓	✗	✗	✗
Highest possible noise attenuation	✓	✗	✗	✗
Any height	✓	✗	✓	✗

ANY HEIGHT.  
ANY LENGTH.  
ANY PROJECT.

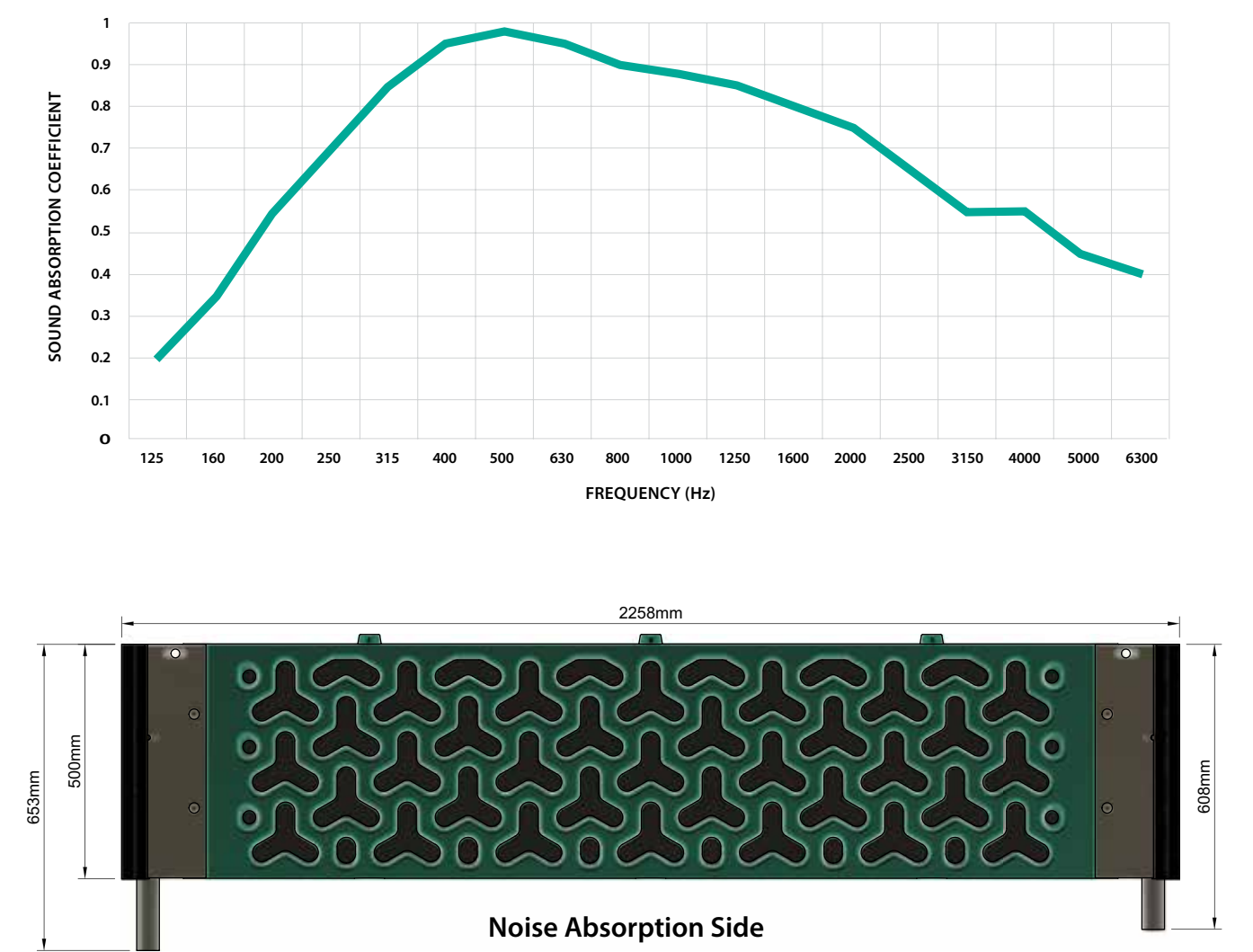


Note: Increased height requires increased counterweight configurations engineered in situ.

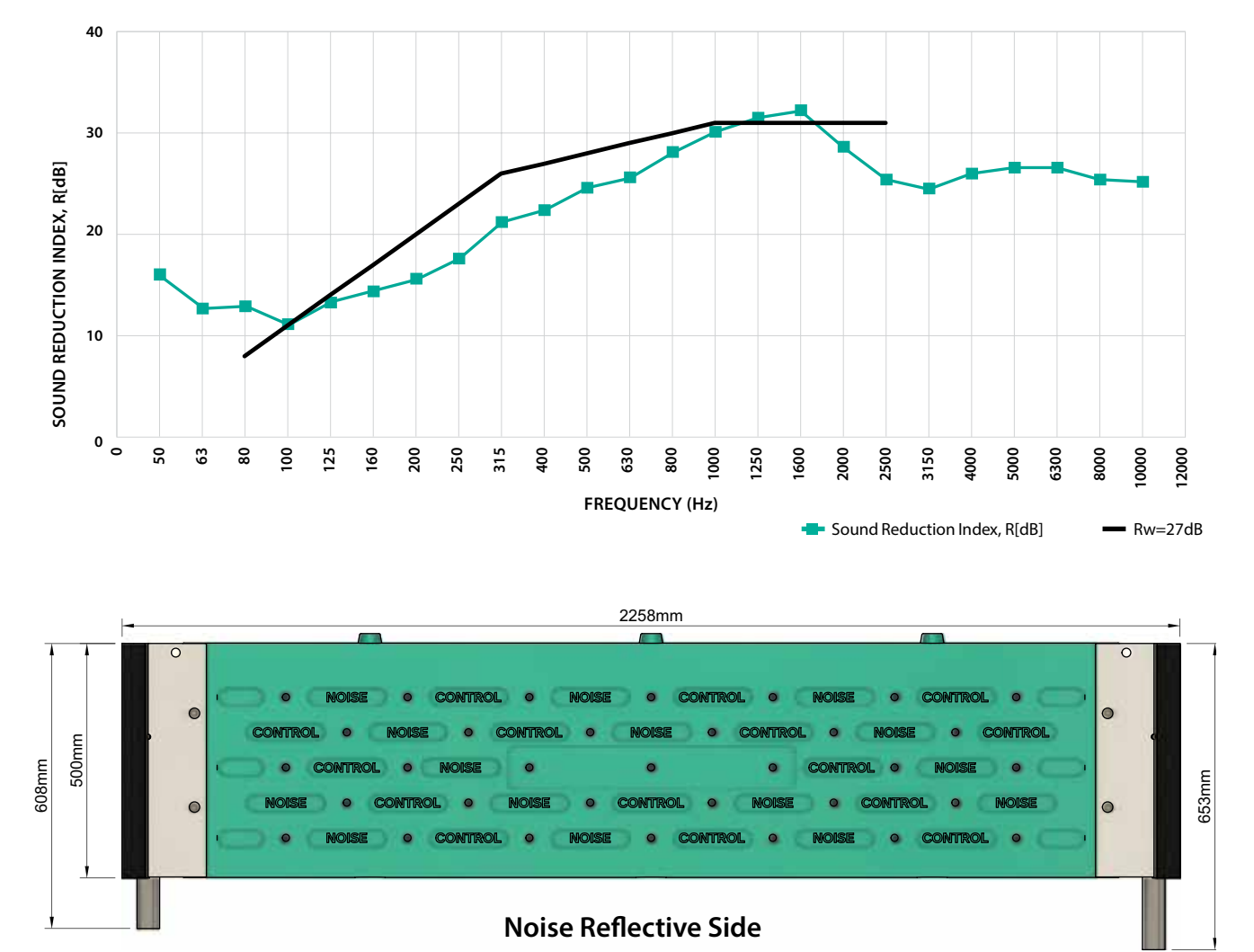


# NOISE CONTROL WALL

GRAPH 1 Noise Control Wall - Sound Absorption Coefficient - 85%



GRAPH 2 Noise Control Wall - Sound Reduction Index and Frequency



NOISE CONTROL WALL SPECIFICATIONS	
Noise Reduction Coefficient (NRC)	0.85 (tested to AS ISO 354-2006)
Weighted Sound Reduction Index (Rw)	27 dB (tested ISO 10140-2:2021)
Wind Load Certified	AS4687.1-2022 (Importance Level: 2)
Temporary Structural Engineering	Yes
Panel Dimensions (L x W x H)	2220 x 100 x 500 mm
Weight	23kg
Water-resistant	Yes
Non-combustible	Yes
Modular Height (Increments)	500mm



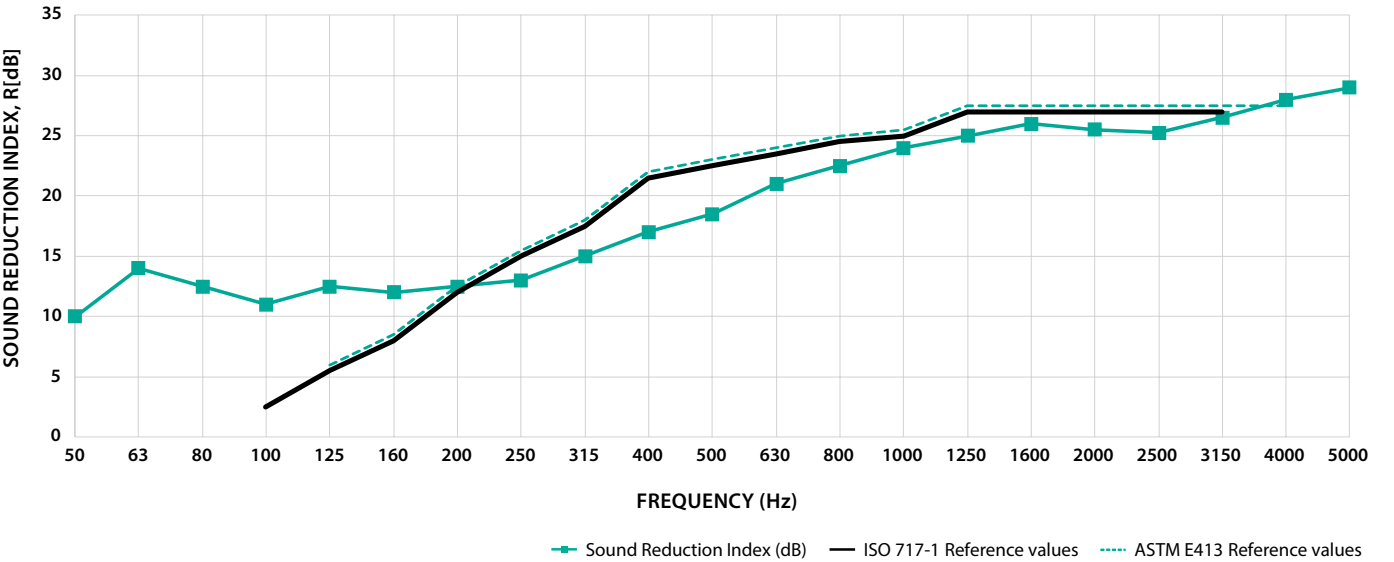
# ACOUSTIC BARRIERS



Control Hire’s acoustic noise blankets are a highly effective and versatile solution for managing noise across construction, tunnelling, mining, and demolition sites. Designed for quick deployment and reusability, these blankets are engineered with premium acoustic insulation materials that deliver high sound attenuation while remaining lightweight and easy to handle. They are weather-resistant, fire-retardant, and reinforced for durability in tough site conditions.

Common applications include wrapping temporary fencing, scaffolding, or hoarding around generators, pumps, and plant equipment, or creating temporary noise barriers around high-traffic work zones. Ideal for both short-term and long-term use, our acoustic blankets support compliance with EPA and local council noise regulations while improving safety and amenity on-site.

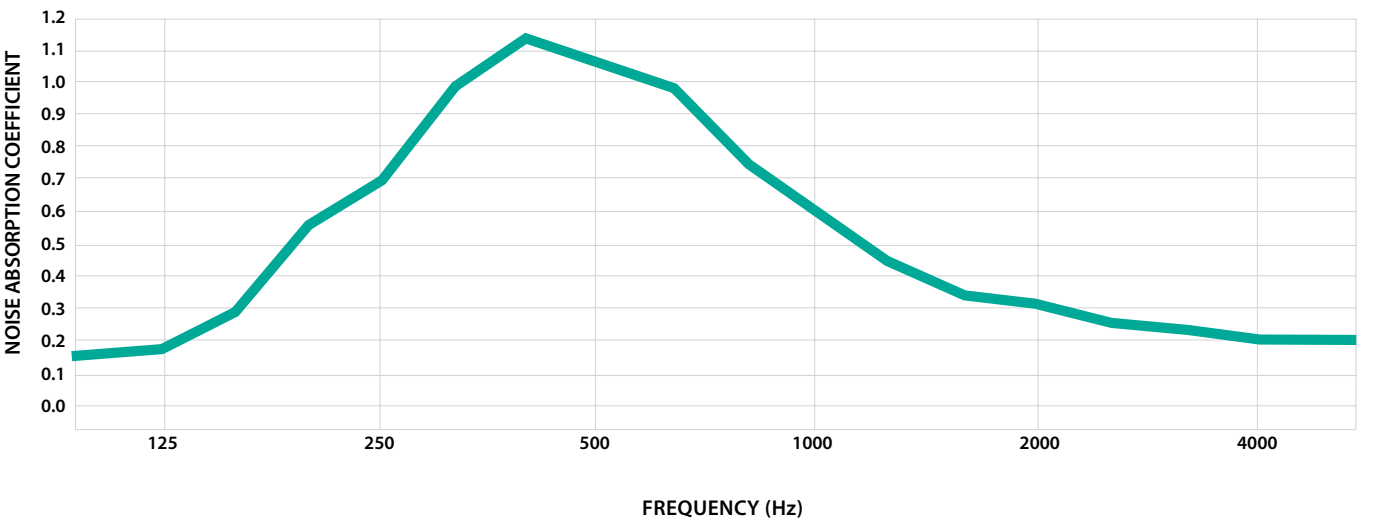
GRAPH 3 Acoustic Barriers - Sound Reduction Index and Frequency



ACOUSTIC BARRIER FOLDING FRAME SPECIFICATIONS		
	Dimensions	2100 mm (H) × 2560 mm (W)
	Weight	36kg
	Noise Absorption Co-efficient (NRC)	62%
	Weighted Sound Reduction Index (Rw)	20 dB
	Water-resistant	Yes
	Fire-resistant	Yes
	Dust-resistant	Yes
	Installation Time	30 seconds - 1 person

ACOUSTIC BARRIER BLANKET SPECIFICATIONS		
	Dimensions	2050 mm (H) × 1335 mm (W)
	Weight	6.3 kg
	Noise Absorption Co-efficient (NRC)	62%
	Weighted Sound Reduction Index (Rw)	20 dB
	Water-resistant	Yes
	Fire-resistant	Yes
	Dust-resistant	Yes
	Installation Time	30 seconds - 1 person

GRAPH 4 Noise Absorption - 62% Noise Absorption





# CUTTING STATION

Control Hire’s cutting stations are purpose-built to provide a safe, enclosed environment for hazardous activities on construction sites. Our cutting stations are perfect for processes that generate dust, noise, fumes, and hot works.

With integrated filtration, they effectively minimise exposure to hazardous particulates and reduce noise levels using attenuating panels. Quick to deploy and easy to relocate, our cutting stations are a reliable solution for contractors handling hazardous activities.

### DUST AND RCS CONTROL APPLICATIONS

- Concrete Cutting & Chasing** – Saw cutting slabs and walls while containing airborne dust.
- Masonry Cutting** – Brick, block, and tile work with dust suppression and filtration.
- Core Drilling Operations** – Confined space for drilling tasks with water and dust control.
- Angle Grinding** – Enclosed environments for surface prep and finish grinding on concrete.
- High-Risk Silica Work Areas** – RCS-compliant enclosures for cutting materials >1% crystalline silica.
- Demolition Prep Zones** – Safe areas for dismantling and cutting structural elements pre-demo.
- Rail Infrastructure Projects** – Cutting sleepers, pits, and other components with dust containment.
- Prefabrication Areas** – Modular, safe cutting for on- or off-site construction workflows.



### NOISE ATTENUATION APPLICATIONS

- Urban Construction Projects** – Noise reduction for cutting tasks in high-density residential areas.
- Early Works in Sensitive Zones** – Cutting during early-morning or restricted hours near schools, hospitals, or offices.
- Night Works & Rail Possessions** – Compliant with EPA and council noise limits for night shift activities.
- Hospital, University & Aged Care Sites** – Cutting station enclosures that minimise disruption to sensitive receptors.
- CBD & Mixed-Use Precincts** – Sound-insulated cutting zones for use around retail, commercial & residential areas.

CUTTING STATION SPECIFICATIONS							
MODEL	SETUP TIME	SAFETY FEATURES	DIMENSIONS (mm) (LxHxW)	WEIGHT	MOBILE	WINDOW/ DUCT PORT	RESISTANCE
2.4 x 2.4m	15mins/ 2 persons	reflective strips hazard icons	2400 x 2100 x 2400	108kg	Yes	Yes	Water, Fire, UV
2.4 x 3.25m	15mins/ 2 persons	reflective strips hazard icons	2400 x 2100 x 3250	136kg	Yes	Yes	Water, Fire, UV
2.4 x 3.75m	15mins/ 2 persons	reflective strips hazard icons	2400 x 2100 x 3750	145kg	Yes	Yes	Water, Fire, UV
2.4 x 4.8m	15mins/ 2 persons	reflective strips hazard icons	2400 x 2100 x 4800	216kg	Yes	Yes	Water, Fire, UV

# DUST CONTAINMENT TENT

Our portable dust containment tents create a sealed work zone for high-risk activities such as cutting, grinding, or demolition.

Fitted with extraction ports, negative pressure setups, and HEPA filtration compatibility, they help prevent airborne dust - including silica - from spreading into surrounding areas. Quick to deploy and compliant with WHS and RCS regulations.

### HOT WORKS APPLICATIONS

- Welding & Metal Cutting** – Fire-safe stations with extraction for fumes and sparks during oxy cutting, plasma cutting or welding.
- Grinding of Steel/Metal Components** – Spark containment and fume extraction in enclosed, WHS-compliant zones.
- Hot Works in Confined Spaces** – Enclosed, ventilated cutting stations to reduce ignition risk and control fumes.
- Pre-Fab Structural Steel Prep** – Controlled environment for hot works in modular building or tunnel formwork prep.
- Emergency Repairs (On-Site Fabrication)** – Rapid-deploy stations for controlled welding or oxy-acetylene tasks on active sites.



DUST CONTAINMENT TENT SPECIFICATIONS			
		3m x 3m	3.4 x 4.5m
	SETUP TIME	10mins, 2 persons	10mins, 2 persons
	DIMENSIONS (mm) (LxHxW)	3000 x 2100 x 3000	3000 x 2100 x 4500
	WEIGHT	10kg	18kg
	DUCT PORT	300mm	300mm
	RESISTANCE	Water, Fire	Water, Fire

WHAT WE DO  
NOISE  
DUST  
FUMES  
VENTILATION  
MONITORING  
CLIMATE  
POWER



# DUST





# AIR SCRUBBERS

Control Hire's high-capacity Air Scrubbers are designed to extract harmful particulates and gases on construction, demolition, tunnelling, and confined space sites.


Each unit features multi-stage filtration — including pre-filters, HEPA, and activated carbon — to capture silica dust, DPM, VOCs, and fumes. With airflow capacities up to 15,000 m³/hr, VFDs, and constant airflow control, they ensure compliance with WHS and EPA standards. Ideal for standalone or integrated push-pull ventilation setups.

### KEY APPLICATIONS


- Controls silica dust from cutting, grinding, shotcreting and tunnelling.
- Extracts diesel fumes in enclosed or semi-enclosed areas.
- Removes welding fumes during metalwork, especially in confined spaces.
- Filters VOCs and gases from paints, solvents, and adhesives.
- Reduces construction dust in demolition and fit-out zones.
- Provides clean air in confined spaces like tanks and tunnels.
- Supports push-pull ventilation with axial or centrifugal fans.
- Helps meet WHS and silica dust compliance requirements.




### 3,400M³/HR AIR SCRUBBER SPECIFICATIONS

	Max Airflow	1700–3400 m³/h
	Motor Power	2 HP (Two-speed, thermally protected)
	Power Supply	240 V, 50 Hz, 8 A
	Dimensions (L×W×H)	940 × 660 × 790 mm
	Weight	61 kg
	Filtration Stages	3-stage: F5, F9, H13 HEPA + optional carbon filter
	Duct Diameter	305 mm
	Lifting Method	Carry handles
	Pressure Monitoring	Pressure gauge, light and alarm

### 5,000M³/HR AIR SCRUBBER SPECIFICATIONS

	Max Airflow	5000 m³/h
	Motor Power	2.2kW / 7.5kW
	Power Supply	240 V, 10 A, 1-phase / 415 V, 20 A, 3-phase
	Dimensions (L×W×H)	1564 × 714 × 963 mm
	Weight	125 kg
	Filtration Stages	3-stage: F5, F9, H13 HEPA + optional carbon filter
	Duct Diameter	305 mm
	Lifting Method	Forklift
	Pressure Monitoring	Pressure gauge, light and alarm

### 15,000M³/HR AIR SCRUBBER SPECIFICATIONS

	Max Airflow	15,000 m³/h
	Motor Power	5.5 kW / 15 kW
	Power Supply	415 V, 32 A, 3-phase
	Dimensions (L×W×H)	1500 × 1500 × 1628 mm
	Weight	650 kg (no filters)
	Filtration Stages	Multi-stage: F5, F9, H13 HEPA + optional carbon filter
	Duct Diameter	508 mm
	Lifting Method	Forklift and lifting points
	Pressure Monitoring	Pressure gauge, light and alarm



Control Hire delivers high-performance filtration systems designed to tackle airborne dust, fumes, and gas hazards on complex construction and infrastructure projects. Our filter options include HEPA filters for fine dust (including respirable crystalline silica), carbon filters for gases and odours, and high-temperature resistant variants for extreme environments.

Whether it's diesel particulate matter, welding fumes, or volatile organic compounds, we match the filter type precisely to the hazard. All systems are supported by onsite servicing, airflow balancing, and compliance with Australian WHS regulations and air quality standards.

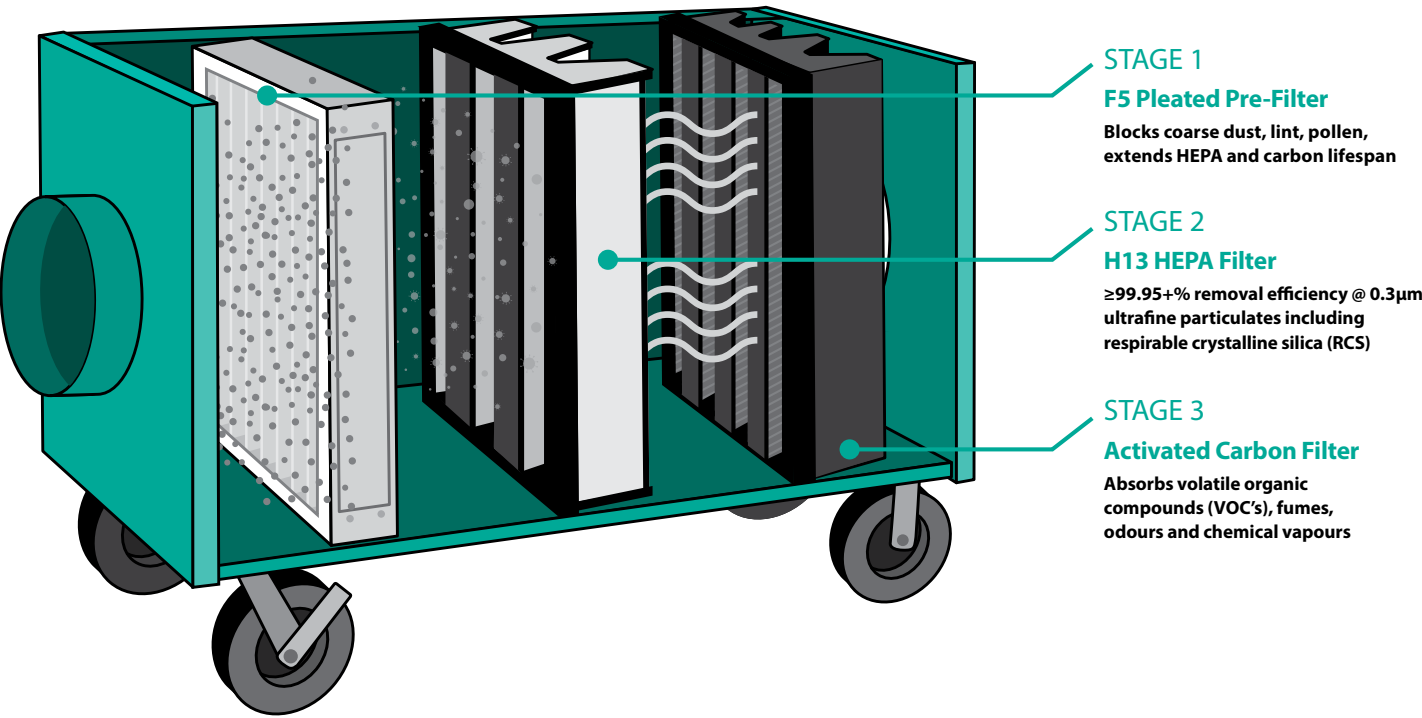
FILTER USAGE



Polluted filter

Clean filter

FILTRATION SYSTEMS



PRE-DUST FILTERS









Pre-dust filters are commonly used as the first stage of filtration in Air Scrubbers, Extraction Fans, and HVAC setups. Their primary role is to capture larger airborne particles — like coarse dust, debris, and fibres — before they reach high-efficiency secondary filters such as HEPA or carbon units. Pre-filters are especially effective in environments with high dust loads, such as concrete cutting stations, demolition sites, and tunnel ventilation systems.

ACTIVATED CARBON FILTERS

Activated carbon filters are commonly used to remove gases, vapours, and odours from the air by adsorbing volatile organic compounds (VOCs), diesel fumes, and other chemical pollutants. In construction and industrial environments, these filters are typically integrated into fume extraction systems, air scrubbers, and ventilation units where activities like welding, painting, or equipment emissions occur. Activated carbon plays a key role in managing exposure risks to hazardous airborne substances under Australian WHS regulations.

HEPA FILTERS

HEPA filters are high-efficiency particulate air filters designed to capture 99.95% of particles as small as 0.3 microns, making them essential for environments where fine dust, respirable crystalline silica (RCS), and other hazardous airborne contaminants are present. Commonly used as the final filtration stage in Air Scrubbers, and extraction systems, HEPA filters ensure compliance with stringent air quality and WHS regulations.

FILTERS SPECIFICATIONS						
	Max Temp Deg C	Airflow (m³/h)	Pressure Drop (Pa)	Merv Rating	AS Filter Performance	Dimensions (LxWxH)
 G4 Pad	80	3400	90	MERV 8	G4	12 x 610 x 610
 G4 Pad Ring	80	3400	90	MERV 8	G4	5 x 595 x 595
 F5 Pleated	70	3400	60	MERV 10	F5	96 x 595 x 595
 F5 Bag	70	3400	65	MERV 10	F5	96 x 592 x 592
 F9 V-Bank	70	3400	125	MERV 15	F9	292 x 595 x 595
 H13 HEPA V-Bank	70	3400	250	MERV 17	H13	292 x 592 x 592
 H13 HEPA	110	2700	250	MERV 17	H13	292 x 610 x 610
 Activated Carbon V-Bank	50	3400	190	MERV 13	Carbon	292 x 595 x 595



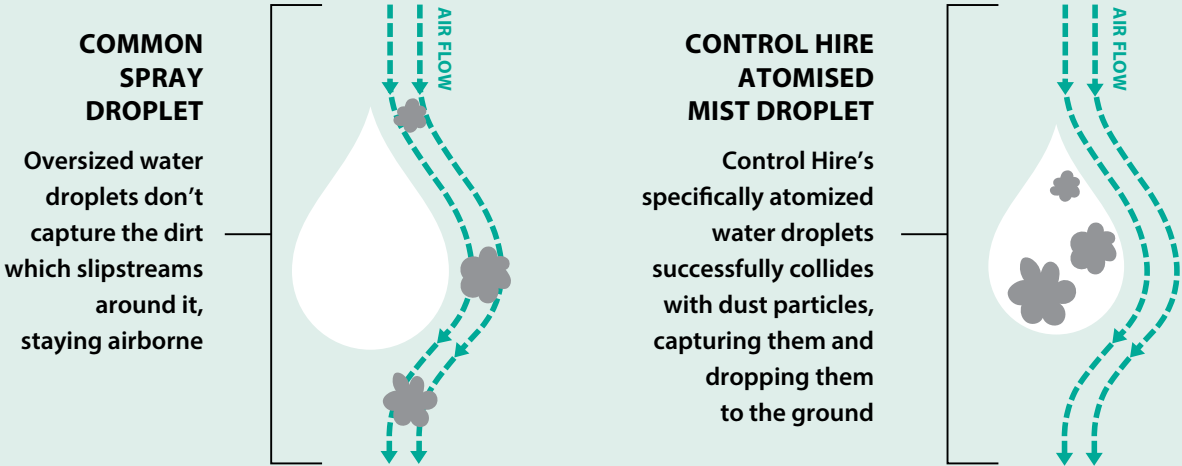
# SUPPRESSION

When it comes to effective dust suppression, the size of the water droplet is critical. If the droplet diameter is much greater than the diameter of the dust particle, the dust particle simply follows the air streamlines around the droplet, reducing the chance of impact and capture. On the other hand, droplets that are too small can evaporate before they make contact.

The optimal droplet size — typically in the range of 50–60 microns — is ideal for capturing and binding with dust particles suspended in the air. This precise size allows the water to stay airborne longer, increasing the chances of collision and adhesion with dust, especially fine particulates such as Respirable Crystalline Silica (RCS).

Control Hire's dust suppression systems are engineered to consistently produce this mean droplet size, ensuring maximum dust capture efficiency, better air quality, and compliance with Australia's stringent WHS regulations.

### HOW DROPLET SIZE AFFECTS AGGLOMERATION



### L3 DUST LANCE SPECIFICATIONS



Throw Distance	Up to 20 m
Water Flow Rate	21 L/min
Operating Pressure	70 bar
Droplet Size	50–60 µm
Oscillation (°)	270°
Tilt Range (°)	-6° to +60°
Motor	3 kW
Power Connection	n 3-phase, 32 A
Control	Remote
Dimensions (LxWxH)	1,000 × 785 × 2,700 mm
Weight	111 kg

### V12 DUST CANNON SPECIFICATIONS



Throw Distance	25-65 m
Water Flow Rate	16- 100 L/min
Operating Pressure	2-5 bar
Droplet Size	50-60 um
Oscillation (*)	350°
Tilt Range (**)	18° to +40°
Motor	Turbine: 11 kW, Pump: 4 kW
Power Connection	3 phase, 32 A
Control	Remote
Dimensions (LxWxH)	2,885 x 1,798 x 2,035 mm
Weight	660 kg

### V22 DUST CANNON SPECIFICATIONS



Throw Distance	70-90 m
Water Flow Rate	119-350
Operating Pressure	2-5 bar
Droplet Size	50-60 um
Oscillation (*)	360°
Tilt Range (**)	6° to 46*
Motor	Turbine: 18.5 kW, Pump: 11 kW
Power Connection	3 phase, 64 A
Control	Remote
Dimensions (LxWxH)	3,190 x 2,000 x 2,210 mm
Weight	1,400 kg

### ODOUR CONTROL CANNON SPECIFICATIONS



Throw Distance	Up to 50 m
Water Flow Rate	4 L/min
Operating Pressure	1-8 bar
Droplet Size	50-60 pm
Oscillation (*)	360°
Tilt Range (**)	0° to +52°
Motor	Turbine 3/11 kW; Pump: 0.75 kW
Power Connection	3 phase, 32 A
Control	Remote or keypad
Dimensions (LxWxH)	2,885 x 1,798 x 2,035 mm
Weight	660 kg



# FUMES





# FUMES

At Control Hire, we understand that managing hazardous fumes on-site is critical to protecting worker health, maintaining compliance, and keeping projects moving safely. That's why we offer a comprehensive range of fume extraction, filtration, and ventilation systems engineered for high-risk environments including welding, solvent handling, diesel emissions, confined spaces, and more.

Whether you're working in demolition, tunnelling, civil construction or mining, our fume control solutions are designed to remove airborne contaminants, improve air quality, and meet the latest WHS standards and Workplace Exposure Standards (WES).

Our expert team provides full end-to-end support – from equipment hire and installation to on-site servicing and compliance consulting — ensuring your worksite is safe, compliant and efficient.

Construction and tunnelling activities generate a range of hazardous airborne contaminants that demand specialist control:

### Diesel Particulate Matter (DPM)

Emitted from diesel machinery, DPM consists of ultrafine soot particles (<0.1 µm) and toxic organics like PAHs. As a known carcinogen, DPM presents serious respiratory and cardiovascular risks. Control Hire supplies high-efficiency filtration, DPM-rated scrubbers, and ventilation systems to maintain safe air quality in tunnels, shafts, and enclosed sites.



### Welding & Hot Works Fumes

Processes such as MIG, TIG, and arc welding release metal fumes (e.g. iron, zinc, chromium) and harmful gases like ozone and nitrogen oxides. These require point-of-source extraction and filtration using HEPA or activated carbon units to ensure compliance and safety.

### Chemical Vapours (VOCs)

Volatile Organic Compounds are released from sealants, adhesives, fuels, and coatings. They can cause acute irritation and long-term organ damage. Control Hire offers VOC monitors, carbon scrubbers, and enclosed fume control systems designed for both confined and open-air sites.

### KEY APPLICATIONS

Any welding fume caused by:


- Arc Welding
- Gas Welding
- Resistance Welding
- Energy Beam Welding
- Solid-State Welding
- Thermite Welding
- Diesel fume control in excavations
- Forge Welding
- VOC & solvent fume filtration
- Welding smoke extraction on-site
- Confined space ventilation setups
- Shotcrete & silica dust mitigation
- Demolition and adhesive fume control
- Tunnel and basement air cleaning

# FUME EXTRACTION


### FUME EXTRACTION KIT SPECIFICATIONS

	337MM CENTRIFUGAL FAN	
	Dimensions	1023mm x 684mm x 1088mm
	Weight	100kg
	Motor	2.2kW, 4.8A, 2900rpm
	Connection	240V, Single Phase, 10A
Variable Speed Drive		
FLEXIBLE DUCT		
Diameter		305mm @ 5m
Type		Negative Pressure Flexible
HOOD		
Dimensions		600mm x 600mm
Duct Diameter		300mm

### EXHAUST EXTRACTION KIT SPECIFICATIONS

	337MM CENTRIFUGAL FAN	
	Dimensions	1023mm x 684mm x 1088mm
	Weight	100kg
	Motor	2.2kW, 4.8A, 2900rpm
	Connection	240V, Single Phase, 10A
Variable Speed Drive		Speed Controller, 2.2kW, IP66, Isolator
EXHAUST DUCT		
Diameter		100mm / 150mm @ 5m
Type		Flexi Flu
HOOD		
Dimensions		305mm
Temperature		<400°C

### ANTI-STATIC FUME FILTRATION KIT SPECIFICATIONS

	337MM CENTRIFUGAL FAN	
	Dimensions	1023mm x 684mm x 1088mm
	Weight	100kg
	Motor	2.2kW, 4.8A, 2900rpm
	Connection	240V, Single Phase, 10A
Variable Speed Drive		Speed Controller, 2.2kW, IP66, Isolator
5000M <sup>3</sup> /HR AIR SCUBBER		
Dimensions		1564mm x 714mm x 963mm
Weight		125kg (without filters)
Filters		3-stage, dust pre-filters, Activated Carbon
ANTI-STATIC DUCT		
Dimensions		305mm
Application		explosion hazard areas, chemical vapors, paint stream, dust, powders, fibres


### MULTI-PORT WELDING FUME FILTRATION KIT


	H-510MM CENTRIFUGAL FAN	
	Dimensions	1023mm x 684mm x 1088mm
	Weight	250kg
	Motor	7.5kW, 13.9A, 2940rpm
	Connection	415V, 3 Phase, 32A, 4 pin
5000M <sup>3</sup> /HR AIR SCUBBER		
Dimensions		1564mm x 714mm x 963mm
Weight		125kg (without filters)
Filters		3-stage: F5, F9, H13 HEPA, Optional Carbon Filter
EXHAUST DUCT		
Dimensions		2 x 200mm, 3 x 175mm, 4 x 150mm
Temperature		<70°C




# FUME AIR SCRUBBERS

# WELDING FUME FILTER

3,400M <sup>3</sup> /HR AIR SCRUBBER SPECIFICATIONS		
	Max Airflow	3400 m³/h
	Motor Power	2 HP (Two-speed, thermally protected)
	Power Supply	240 V, 10 A, 1-phase / 415 V, 20 A, 3-phase
	Dimensions (LxWxH)	940 × 660 × 790 mm
	Weight	61 kg
	Filtration Stages	3-stage: F5, F9, H13 HEPA + optional carbon filter
	Duct Diameter	305 mm
	Lifting Method	Carry handles
	Pressure Monitoring	Pressure gauge, light and alarm

5,000M <sup>3</sup> /HR AIR SCRUBBER SPECIFICATIONS		
	Max Airflow	5000 m³/h
	Motor Power	2.2 kW
	Power Supply	415 V, 20 A, 3-phase
	Dimensions (LxWxH)	1564 × 714 × 963 mm
	Weight	125 kg
	Filtration Stages	3-stage: F5, F9, H13 HEPA + optional carbon filter
	Duct Diameter	305 mm
	Lifting Method	Forklift
	Pressure Monitoring	Pressure gauge, light and alarm

15,000M <sup>3</sup> /HR AIR SCRUBBER SPECIFICATIONS		
	Max Airflow	15,000 m³/h
	Motor Power	5.5 kW / 15 kW
	Power Supply	415 V, 32 A, 3-phase
	Dimensions (LxWxH)	1500 × 1500 × 1628 mm
	Weight	650 kg (no filters)
	Filtration Stages	Multi-stage: F5, F9, H13 HEPA + optional carbon filter
	Duct Diameter	508 mm
	Lifting Method	Forklift and lifting points
	Pressure Monitoring	Pressure gauge, light and alarm



Available at Control Hire, our single and twin arm welding fume filters are suitable for all types of welding stations. It has the ability to get close to the source in most compact environments.


This equipment is purpose built to extract fumes safely within the construction industry. Its portability makes convenience an advantage of this extraction system for welding fumes.

## KEY FEATURES

- Dual stage filtering
- High volume 2600 m3/h air filtering capacity
- HEPA H13 filtration
- 2 x 3 metre arms with exclusive Exo-Joint High velocity extraction arm
- Contamination free filter changing from clean air side
- Silent operation – less than 76dBA
- Compact design, space saving solution
- Dirty filter warning light
- Inlet Spark arrestor
- Fully mobile for flexible usage

## KEY APPLICATIONS

- Any welding fume caused by:
- Arc Welding
  - Mig Welding
  - Tig Welding

	WELDING FUME FILTERS		SINGLE ARM	TWIN ARM
	Air Flow (m³/h)		1300	2600
	Extraction Arm/Hose Length (m)		3	3 x 2 Arms
	Extraction Arm Diameter (mm)		160	160
	Main Unit Size (W x L x H) (mm)		741 x 655 x 1237	870 x 790 x 1335
	Voltage / Amperage (V/A)		240V / 10A	415V / 10A
	Motor Power (W)		1100	2200
	Net Weight (kg)		110	180
	Filtration System		Dual Stage Filtering HEPA H13	Dual Stage Filtering HEPA H13
	Filtration Efficiency		99.95% 0.1~0.2 microns	99.95% 0.1~0.2 microns
	Noise Level (dBA)		<69 dBA	<76 dBA
	Swivel Wheels		2 with brakes, 2 standard	2 with brakes, 2 standard



WHAT WE DO  
NOISE  
DUST  
FUMES  
VENTILATION  
MONITORING  
CLIMATE  
POWER



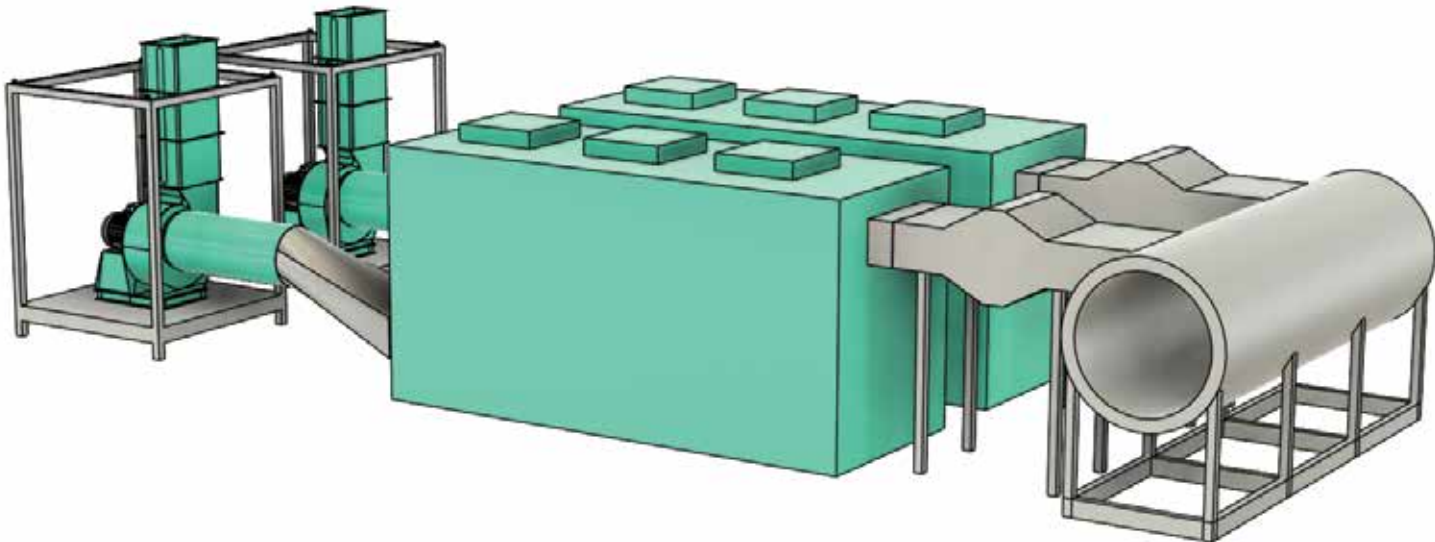
# ODOUR CONTROL UNITS

Control Hire's Odour Control Units are purpose-built to manage and neutralise odours commonly associated with sewer, wastewater and industrial applications. Using advanced filtration and carbon absorption technology, our systems effectively capture and treat odorous compounds, ensuring compliance with environmental standards while maintaining a safe and comfortable work environment.

Compact, robust and easy to integrate with existing ventilation or extraction systems, our units provide reliable performance across diverse applications — from wastewater treatment facilities and sewer works to confined space projects. Backed by our engineering expertise and full installation and servicing support, Control Hire delivers end-to-end odour management solutions that protect both workers and surrounding communities.

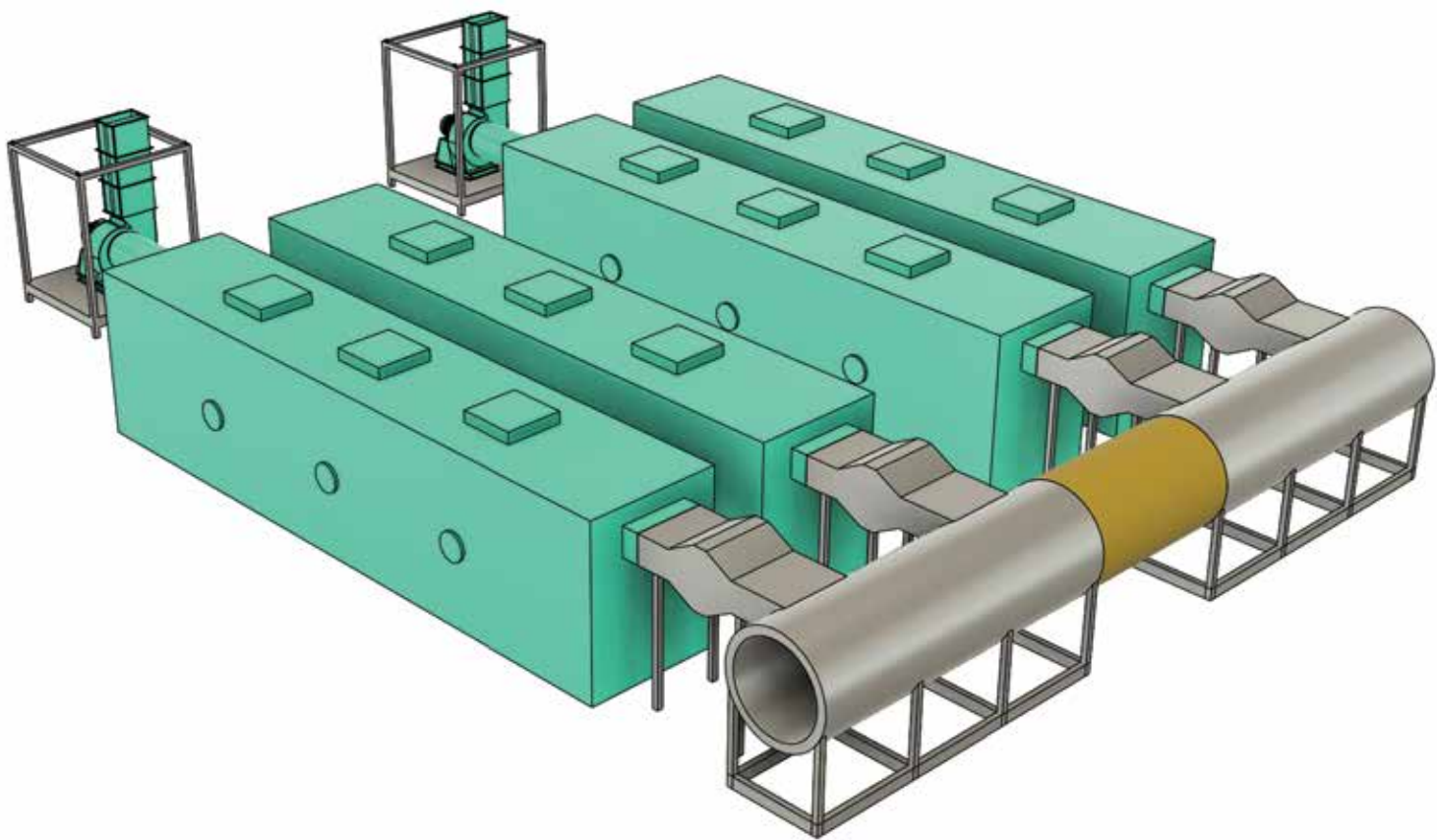
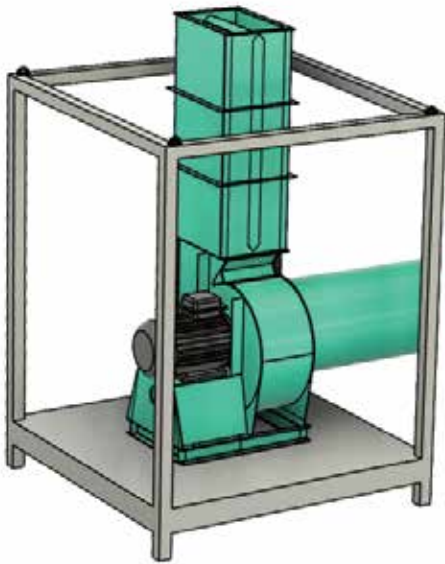
### KEY FEATURES

- **High Removal Efficiency** – >99% removal of hydrogen sulphide, ammonia, VOCs and other odorous compounds.
- **Advanced Filtration Media** – KOH-impregnated and blended activated carbon tailored to sewer and wastewater environments.
- **Modular Design** – Scalable capacity from 6.5 m³/s to 30 m³/s to suit small sites through to major trunk sewer projects.
- **Durable Construction** – Mild steel vessels with epoxy coating and HDPE lining for long-term service life.
- **Smart Monitoring** – Integrated differential pressure transmitters and gas sensors for performance tracking.
- **Fan and Ducting Integration** – High-performance centrifugal fans with silencers, dampers and stainless-steel ductwork.
- **Easy Access & Maintenance** – Top hatches, sampling port and pre-filters for efficient servicing.
- **Full Service Support** – Installation, commissioning, monthly servicing and media replacement by Control Hire's specialist team.



### KEY APPLICATIONS

- **Sewer works and maintenance projects** – Neutralises odours released during sewer access, cleaning, and repairs.
- **Wastewater treatment plants** – Controls sulphur-based gases and VOCs generated during treatment processes.
- **Pump stations and rising mains** – Prevents nuisance odours escaping into surrounding communities.
- **Tunnelling and underground infrastructure** – Manages odour and air quality in confined excavation zones.
- **Landfill and waste transfer stations** – Reduces odour impacts from waste decomposition and handling.
- **Industrial process exhausts** – Filters chemical and organic odours from manufacturing and processing sites.
- **Confined space works** – Provides safe, breathable air where odour and gas build-up is a risk.



ODOUR CONTROL UNITS SPECIFICATIONS	
Airflow	Based on system design
Internal Construction	High Density Polyethylene lined
External Consturction	Mild Steel with Epoxy Coat
Ductwork & Connections	316 Stainless Steel
Centrifugal Fans	316 Stanless Steel, Silencers, Discharge Stack
Pre-Filter Housing	Dust Filters
Filtration	Acitvated Carbon
Access & Samping	100mm sampling ports
Service Life	Based on contaminant testing



# VENTILATION





# TEMPORARY VENTILATION SOLUTIONS

Effective ventilation is critical on construction, tunnelling, demolition, and mining sites to protect workers from airborne hazards like dust, fumes, and gases. Control Hire's temporary ventilation systems — including axial and centrifugal fans, ducted layouts, and filtration units — are engineered to deliver clean, breathable air, control temperature, and remove contaminants such as Respirable Crystalline Silica (RCS) and Diesel Particulate Matter (DPM).

Whether for confined spaces, shotcrete operations, or tunnel bores, our ventilation solutions are supported by Certified Dust and Air Quality Management Plans (CDMP/AQMP), ensuring full alignment with WHS regulations and environmental standards.

## The Importance of Temporary Ventilation

Effective temporary ventilation is critical for maintaining safe working conditions in enclosed or hazardous environments. It helps control airborne contaminants such as dust, fumes, gases, and heat, while ensuring adequate oxygen supply and visibility for workers. In applications like tunnelling, demolition, or confined space works, proper ventilation not only supports health and safety compliance — it also enhances productivity, reduces downtime, and mitigates environmental risks.

## Ventilation Solutions

Control Hire offers a complete range of ventilation equipment, including axial and centrifugal fans, ducting, silencers, scrubbers, and gas monitoring systems — all designed to deliver clean, safe air to even the most challenging worksites. Our in-house team of certified ventilation engineers provides end-to-end support, from design and equipment selection through to site-specific Certified Temporary Ventilation Plans. Whether for tunnelling, demolition, or confined space works, Control Hire ensures every ventilation system is tailored, compliant, and performance-verified for Australian conditions.



## KEY APPLICATIONS

### Tunnel Construction & Boring

- Maintain breathable air quality in confined underground spaces.
- Extract dust, dilute diesel fumes, and explosive gases during excavation and shotcreting.

### Confined Space Work

- Provide forced fresh air and extract contaminated air in pits, shafts, basements, and voids.
- Comply with confined space entry requirements under WHS and Safe Work codes.

### Shotcrete and Demolition Zones

- Capture and control airborne Respirable Crystalline Silica (RCS) and cement dust.
- Support dust mitigation in high-exposure work zones.

### Dust & Fume Extraction

- Remove welding fumes, VOCs, solvent vapours, diesel emissions, and particulate matter.
- Integrated with air scrubbers and HEPA/carbon filtration systems.

### Ventilation for Plant & Equipment Operation

- Dilute and extract emissions from diesel or gas-powered machinery.
- Maintain safe working atmospheres near equipment like Brokk robots, mini loaders, or shotcrete pumps.

### Support for Management Plans (CDMP/AQMP)

- Enable compliance with certified Construction Dust Management Plans and Air Quality Management Plans.
- Include monitoring integration for real-time air quality validation.

### Emergency Ventilation & Isolation

- Temporary setups for post-incident air purging or maintenance activities.
- Rapid deployment to mitigate unplanned atmospheric risks.





# AXIAL FANS

Control Hire's axial fans are engineered for high-performance ventilation across tunnelling, demolition, construction, and confined space applications.

Designed and manufactured in-house, our fans deliver powerful airflow and are compatible with flexible ducting, elbows, and filtration systems to support airflow requirements and dust/fume extraction. From compact units for tight spaces to heavy-duty fans for major infrastructure projects, Control Hire's axial range is proven in the field and backed by certified engineering support, ensuring safe, reliable, and efficient ventilation on every site.

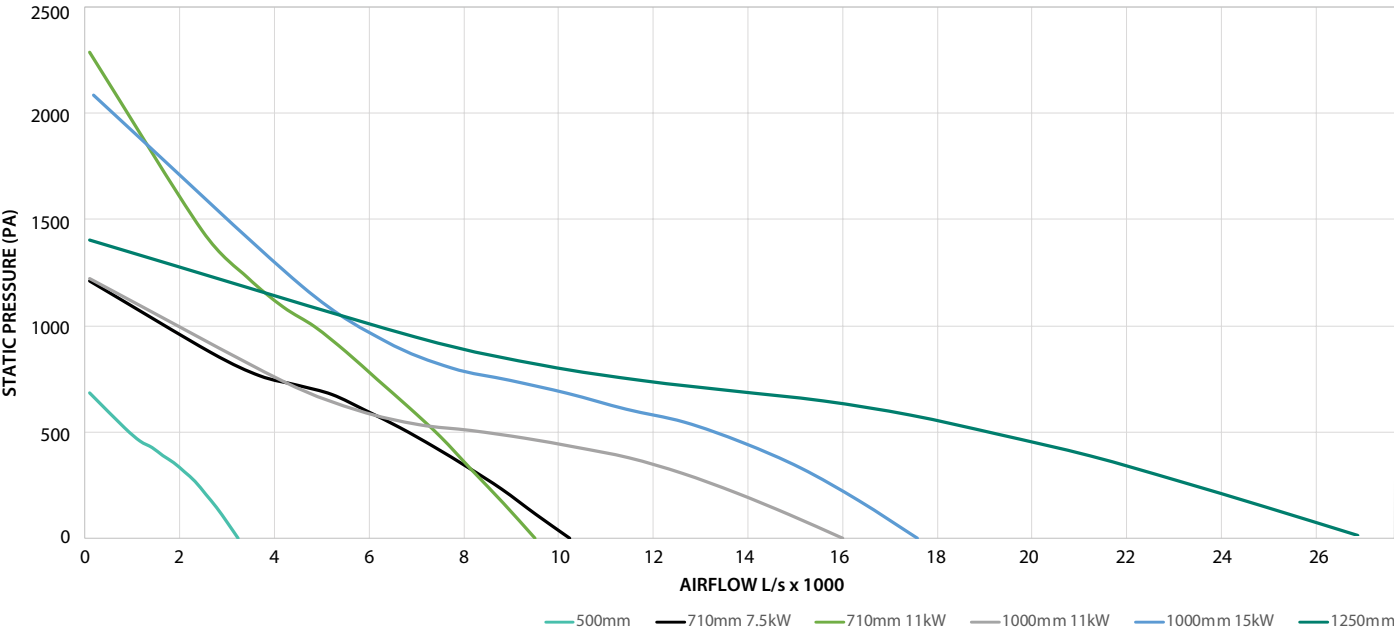
KEY FEATURES


- Industrial grade construction
- Silencers
- Variable Speed Drives
- Mechanical dampers
- Stackable
- High airflow output
- Stainless Steel available


KEY APPLICATIONS


- Tunnelling
- Shafts
- Basements
- Confined space
- Warehouses
- Factories
- Construction Sites


GRAPH 5 Axial Fan Curves



500MM AXIAL FAN SPECIFICATIONS		
	Duct Diameter	500mm
	Motor Power	2.2kW, 2820rpm
	Current Draw	12.2A
	Voltage & Connection	240V, 1 Phase, 15A
	Noise Level (@1m)	80dBA
	Thrust	64N
	Dimensions (LxWxH)	634 x 625 x 881mm
	Weight	69kg
	Lifting Method	Handles
	Temperature Range	-20°C to +55°C
	Options	None specified

710MM AXIAL FAN SPECIFICATIONS		
	Variant	7.5kW11kW
	Duct Diameter	710mm710mm
	Motor Power	7.5kW, 2920rpm11kW, 2950rpm
	Current Draw	13.9A19.5A
	Voltage & Connection	415V, 3 Phase, 32A, 4 Pin415V, 3 Phase, 32A-4 pin
	Noise Level (@1m)	87.7dBA (79.3dBA with silencers)89.8dBA (73.5dBA with silencers)
	Thrust	298N240N
	Dimensions (LxWxH)	800 x 1350 x 1150mm800 x 1350 x 1150mm
	Weight	445kg445kg
	Lifting Method	Forklift/Lifting SlingsForklift/Lifting Slings

1000MM AXIAL FAN5-BLADE SPECIFICATIONS		
	Variant	11kW 5-Blade15kW, 8-Blade
	Duct Diameter	1000mm1000mm
	Motor Power	11kW, 1470rpm15kW, 1470rpm
	Current Draw	20.4A27.4A
	Voltage & Connection	415V, 3 Phase, 32A, 4 Pin415V, 3 Phase, 32A-4 pin
	Noise Level (@1m)	84dBA (74dBA with silencers)83.7dBA (73.7dBA with silencers)
	Thrust	330N420N
	Dimensions (LxWxH)	800 x 1100 x 1180mm800 x 1100 x 1180mm
	Weight	250kg250kg
	Lifting Method	Forklift/Lifting SlingsForklift/Lifting Slings
	Temperature Range	-20°C to +45°C-20°C to +45°C
	Options	Silencers, Speed ControllerSilencers, Speed Controller

1250MM AXIAL FAN SPECIFICATIONS		
	Duct Diameter	1250mm
	Motor Power	18.5kW, 1470rpm
	Current Draw	29.0A
	Voltage & Connection	415V, 3 Phase, 32A, 4 Pin
	Noise Level (@1m)	88.8dBA (79.2dBA with silencers)
	Thrust	410N
	Dimensions (LxWxH)	1150 x 1850 x 1757mm/
	Weight	610kg (fan)/440kg (per silencer)
	Lifting Method	Forklift Slots/Certified Lifting Points
	Temperature Range	-20°C to +55°C
	Options	Silencers, Speed Controller

\*Additional options and builds available, specifications may vary

WHAT WE DO  
NOISE  
DUST  
FUMES  
VENTILATION  
MONITORING  
CLIMATE  
POWER



# CENTRIFUGAL FANS

Control Hire’s centrifugal fans are purpose-built for high-pressure applications where axial fans may fall short — such as ducted fume extraction, confined space ventilation, and clean air delivery.

Engineered in-house and optimised for Australian worksite conditions, these fans provide powerful static pressure performance with compact footprints, making them ideal for tunnel cross-passage ventilation, scrubber systems, and gas management setups. With multiple sizes and configurations available, each unit is designed for reliable operation, easy integration, and superior contaminant control in demanding environments.

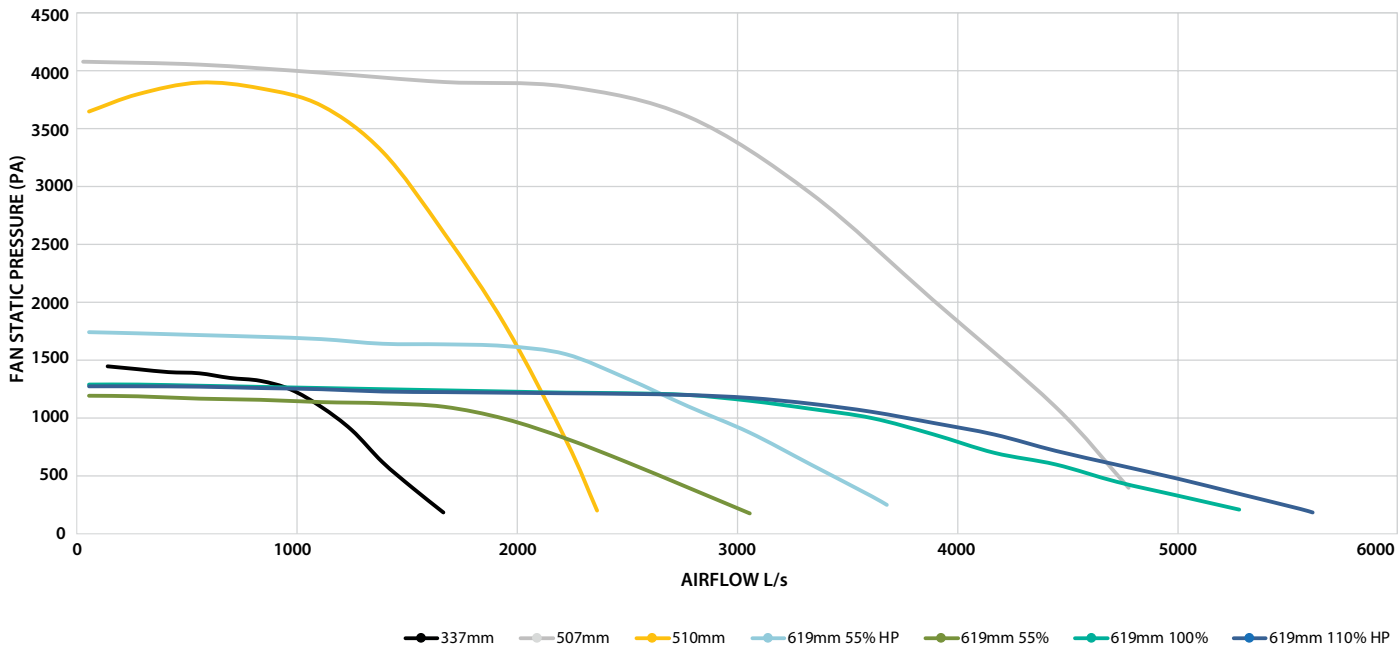
KEY FEATURES

- Industrial grade construction
- Silencers
- Variable Speed Drives
- Mechanical dampers
- High-Pressure
- Stainless steel available


KEY APPLICATIONS

- Sewer and Water
- Basements
- Confined space
- Long duct runs
- Flammable and toxic fumes
- Exhaust extraction


GRAPH 6 Centrifugal Fans Curves




INDUSTRIAL CENTRIFUGAL FAN 337 SPECIFICATIONS

	Airflow (m³/hr)	5800
	Motor Power	2.2kW, 2900rpm
	Current Draw	4.8A
	Voltage & Connection	240 V, 1-Phase, 10 A
	Noise Level (@1m)	85dBA (76dBA @ 3m)
	Duct Diameter	305mm
	Dimensions (LxWxH) (mm)	1023 x 684 x 1088
	Weight	100kg
	Lifting Method	Forklift/Lifting Slings
	Temperature Range	-20°C to +55°C
	Options	Silencers, Zones 1/2/21/22, Speed Controller


INDUSTRIAL CENTRIFUGAL FAN H-510 SPECIFICATIONS

	Airflow (m³/hr)	8500
	Motor Power	7.5kW, 2940rpm
	Current Draw	13.8A
	Voltage & Connection	415V, 32A, 4 Pin
	Noise Level	83db(A) @ 2m
	Duct Diameter	305mm
	Dimensions (LxWxH) (mm)	1461 x 738mm x 1179H
	Weight	250kg
	Lifting Method	Forklift/Lifting Slings
	Temperature Range	-20°C to +40°C
	Options	Silencers, Zones 1/2/21/22

INDUSTRIAL CENTRIFUGAL FAN H-507 SPECIFICATIONS

	Airflow (m³/hr)	17000
	Motor Power	15kW, 3200rpm
	Current Draw	26.1A
	Voltage & Connection	415V, 3 Phase, 32A, 4 Pin
	Noise Level	81dB(A) @ 2m (with silencer)
	Duct Diameter	508mm
	Dimensions (LxWxH) (mm)	1150 x 980 x 1284
	Weight	479kg
	Lifting Method	Forklift/Lifting Slings
	Temperature Range	-20°C to +50°C
	Options	Silencers, Speed Controller, Constant Volume Function, Zones 1/2/21/22, 20 Amp Plug

INDUSTRIAL CENTRIFUGAL FAN 619 SPECIFICATIONS

	Airflow (m³/hr)	19000
	Motor Power	5.5kW, 1470rpm
	Current Draw	11.0A
	Voltage & Connection	415V, 32A, 4 Pin
	Noise Level	84dBA @ 1m
	Duct Diameter	508mm
	Dimensions (LxWxH) (mm)	1644 x 982 x 1412
	Weight	360kg
	Lifting Method	Forklift/Lifting Slings
	Temperature Range	-20°C to +55°C
	Options	Silencers, Speed Controller, Constant Volume Function, Zones 1/2/21/22, 20 Amp Plug

\*Additional options and builds available, specifications may vary



# MONITORING



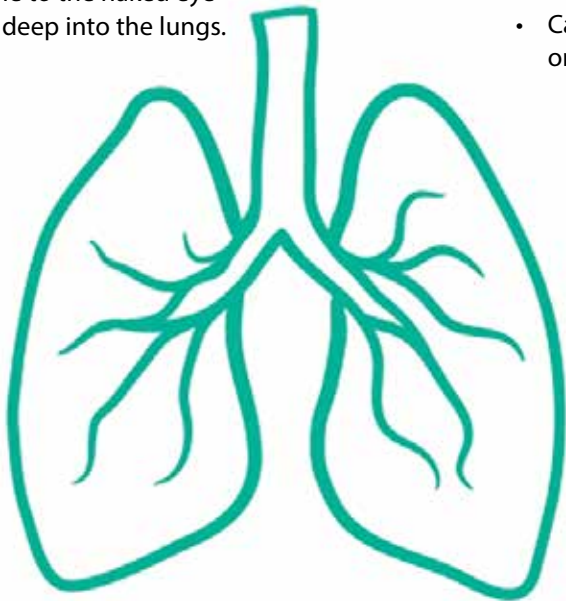


# RESPIRABLE CRYSTALLINE SILICA (RCS)

# DUST/SILICA MONITORING

### WHAT IS SILICA DUST?

- Fine particles released during cutting, grinding, drilling, crushing or polishing materials like concrete, stone, brick, mortar, tiles, and granite.
- Dust is often invisible to the naked eye and can be inhaled deep into the lungs.



### ENFORCEMENT & PENALTIES

- Regulators can issue fines, stop-work notices, or prosecution for non-compliance.

### HEALTH RISKS

- Silicosis – incurable and potentially fatal lung disease.
- Increased risk of lung cancer, kidney disease, emphysema, and chronic respiratory illness.
- Can result from short-term high exposure or long-term lower-level exposure.

### KEY LEGISLATION & STANDARDS

- **Workplace Exposure Standard (WES): 0.05 mg/m³** 8-hour Time Weighted Average
- **High Risk Work Threshold: >0.025 mg/m³** over an 8-hour Time Weighted Average
- Governed under WHS Act 2011 and state/territory regulations.

### BUSINESS OBLIGATIONS (PCBU)

- Identify if work involves crystalline silica.
- Conduct a risk assessment – if unsure, treat as high risk.
- Prepare and implement a Silica Risk Control Plan.
- Provide air monitoring, health monitoring, and specific worker training.
- Use hazard controls: isolation, encapsulation, filtration, dust suppression, ventilation.
- Maintain records and report any WES exceedances to the regulator.

### CONTROL HIRE SUPPORT


- Certified Respirable Silica Substance Control Plans and site-specific engineering designs.
- End-to-end solutions for dust hazard control: monitoring, ventilation, HEPA filtration, encapsulation and consulting services.


## DUST MONITORING & COMPLIANCE SERVICES


Control Hire provides a complete range of advanced dust monitors designed to track airborne particles in real time, ensuring compliance with Australian WHS and environmental standards.

Our fleet includes both personal and area monitoring systems capable of detecting respirable crystalline silica, diesel particulates, and other hazardous dusts. Backed by our in-house environmental consultants, we deliver full-service solutions from site assessments and accredited lab analysis to cloud-connected monitoring and certified Dust & Air Quality Management Plans (CDMP/AQMP).

With expert installation, 24/7 servicing, and reporting support, Control Hire helps contractors maintain safe, compliant, and efficient worksites.

PERSONAL SILICA MONITOR SPECIFICATIONS		
	Nominal Flow Range	Constant flow from 1000 to 5000 ml/min Flow: ± 5% of set-point
	Accuracy	Atmospheric pressure: ± 0.3 inHg, Temperature: ± 1.0 °C
	Sound Level	51.7 dB (average) 51.7 dB(A) @ 1m
	Case Material	Polycarbonate with rubberized anti-static overmolding IP6x dust-tight enclosure
	Dimensions/Weight	10.4 x 9.4 x 7.1 cm / 550g
	Certifications	Intrinsically safe Compliant with: ATEX, IECEx, UL, UKCA, CE ISO 13137:2022 compliant RoHS compliant

SILICA DUST MONITOR SPECIFICATIONS		
	Sensing technology	Optical refraction technology(ORT), Light-scatter photometer (OPC)
	Particulate measurement	Target RCS identification range 1 µm - 10 µm
	Displayed data	RCS mg/m³
	Resolution	1 µg (1,000th of a mg)
	Averaging period	15 minutes, 1, 4, 8 and 12 hours
	Sampling interval	1 - 60 seconds
	Housing material	PC/ABS – stainless steel
	Ingress protection	Main enclosure: IP65 Particle flow path, cap open: IP42
	Weight	8.2 kg
	Nominal power supply	100 - 240 V ac 50/60 Hz, 9 - 18 V dc

DUST MONITOR SPECIFICATIONS		
	Measurement technique	Nephelometer - forward light scattering TSP (Total Suspended Particles)
	Measurement range	0 to 100,000 µg/m3
	Measurement sensitivity	1 µg/m3
	Accuracy	10 meter CEP
	Alarm Trigger Level	> 50 µg/m3
	Applicable Standards	MCERTS
	Displays	1, 15, 30, 60 mins and 24 hour aggregates for PM 1, PM 2.5 and PM 10
	Data storage	Secure data centre
	Alarm message types	E-mail, SMS, personal dashboard
	Wireless	WiFi
	Network	LTE / GSM
	Dimensions (mm)	483H x 178W x 108D
	Ingress Protection Rating	IP65

WHAT WE DO  
NOISE  
DUST  
FUMES  
VENTILATION  
MONITORING  
CLIMATE  
POWER



# ENVIRONMENTAL MONITORING

### Environmental Monitoring

Control Hire offers a specialised range of environmental monitoring solutions to help contractors manage risk and meet regulatory obligations across dust, noise, vibration, air quality, and gas exposure. Our fleet includes industry-leading real-time monitors, personal exposure units, and weather stations — all cloud-connected for instant alerts and compliance reporting. Backed by an experienced team of environmental consultants and acoustic engineers, we provide expert guidance, site assessments, and fully certified management plans (NVMP, CDMP, AQMP), ensuring projects stay safe, compliant, and community-conscious from start to finish.

### Gas Monitoring

Control Hire supplies and supports the industry-leading range of connected gas monitors, trusted for real-time personal and area monitoring in high-risk environments. These devices can be configured with a wide range of gas sensors to suit specific site risks and project requirements. With cloud connectivity, live worker location tracking, instant alerting, and full data logging, Control Hire's monitors ensure comprehensive gas hazard awareness and compliance with Safe Work Australia exposure limits. Ideal for confined space entry, tunnelling, remediation, and civil construction sites.

### KEY FEATURES


- Real-time, cloud-connected monitoring
- SMS/email alerts for exceedances
- Daily reports and long-term trend data
- Solar or battery-powered options
- Multi-sensor integration (dust, noise, gas, vibration)
- Compliant with AS/NZS, EPA, TfNSW, SafeWork
- Certified consultants for CDMPs, NVMPs, AQMPs
- Live dashboards with map-based site views
- Full installation, calibration and servicing


### KEY APPLICATIONS

- Construction site compliance monitoring
- Tunnel & shaft air quality (silica, gas, dust)
- Sensitive sites (schools, hospitals, residents)
- Demolition, quarrying, and earthworks
- EPA licence and council condition compliance
- Rail, road, and utility corridor projects
- Baseline and post-works impact studies
- Gas detection in confined or high-risk zones



# GAS MONITORING

5-IN-1 AREA MONITOR SPECIFICATIONS		
	Use Case	Site/perimeter monitoring
	Size (mm)	385 x 188 x 220
	Weight	12.25 kg
	Battery Type	144 Ah LiFePO4
	Battery Life	100 days (diff), 30 days (pump)
	Gas Alarm Types	High/Low Gas
	SOS Alerts	Latch trigger
	Audio Alarm	Yes
	Vibration	No
	Certifications	ATEX, IECEx, CSA, CE, RCM
Class I Div 1 / Zone 0		Yes
FCC / IC		Yes

4-IN-1 PERSONAL GAS MONITOR SPECIFICATIONS		
	Use Case	Wearable personal monitor
	Size (mm)	64 x 124–150 x 29
	Weight	162–192g
	Battery Type	1100 mAh Li-ion
	Battery Life	18 hours
	Gas Alarm Types	High/Low Gas
	SOS Alerts	Latch trigger
	Audio Alarm	Yes
	Vibration	Yes
	Certifications	ATEX, IECEx, CSA, CE, RCM
Class I Div 1 / Zone 0		Yes
FCC / IC		Yes

GAS	RANGE	RESOLUTION
Ammonia (NH3)	0–100 ppm	0.1 ppm
High-range ammonia (NH3)	0–500 ppm	1 ppm
Carbon monoxide (CO)	0–500 ppm	1 ppm
High-range carbon monoxide (CO)	0–2000 ppm	5 ppm
Hydrogen resistant carbon monoxide (CO-H)	0–500 ppm	1 ppm
Carbon dioxide (CO2)	0–50,000 ppm	50 ppm
Chlorine (Cl2)*	0–20 ppm	0.1 ppm
Chlorine dioxide (ClO2)*	0–2 ppm	0.01 ppm
COSH (CO & H2S)	0–500 ppm CO, 0–100 ppm H2S	1 ppm CO, 0.1 ppm H2S
Hydrogen cyanide (HCN)	0–30 ppm	0.1 ppm
Hydrogen sulfide (H2S)	0–100 ppm	0.1 ppm
High-range hydrogen sulfide (H2S)	0–500 ppm	0.5 ppm
LEL-infrared (LEL-IR)	0–100% LEL	1% LEL
LEL-MPS	0–100% LEL	0.1% LEL
LEL-pellistor (LEL-P)	0–100% LEL	1% LEL
Nitrogen dioxide (NO2)	0–50 ppm	0.1 ppm
Oxygen (O2)	0–25% vol	0.1% vol
Photoionization (PID)	0–4,000 ppm	Dynamic resolution**, 0.1 ppm
Sulfur dioxide (SO2)	0–100 ppm	0.1 ppm



# NOISE MONITOR

Control Hire’s Class 1 certified noise monitoring solutions deliver the highest level of accuracy for environmental and workplace compliance.


Our fully calibrated sound level monitors continuously measure and record site noise, capturing key metrics such as LAeq, LAFmax, and peak dB values. Suitable for both short and long-term projects, units can be deployed with remote access for live data viewing and automatic alerts when thresholds are exceeded. Detailed reports provide clear, defensible evidence of compliance with EPA guidelines, project specifications, and Australian Standards, helping you protect your workforce, minimise community impact, and avoid costly breaches.

KEY FEATURES

- Class 1 precision (IEC 61672 / ANSI S1.43)
- Measures key noise metrics: Leq, LAFmax, Lpeak, Lden, L10, L50, L90
- Event tagging and sound clip capture for detailed analysis.
- Plug-and-play install; mount on pole, tripod, bracket, or wall
- Sends data via 4G/LTE, Wi-Fi
- 24/7 remote access to live data and alerts.
- Email/SMS exceedance notification
- Rugged IP65 design with battery, mains, or solar power.

KEY APPLICATIONS

- Monitoring construction and demolition site noise for EPA compliance.
- Measuring noise impacts from roadworks, rail, and tunnelling projects.
- Tracking and reporting on event or festival sound levels.
- Continuous environmental noise assessments for urban development.
- Industrial site noise management and worker protection.
- Boundary noise monitoring to manage community impact.
- Compliance documentation for council and planning approvals.

SOUND MONITOR SPECIFICATIONS		
	Frequency range	10Hz - 20 kHz
	Measurements	Leq, Lmax, Lmin, Lden
	Sample rate	48 kHz
	Dynamic range	26 dB - 133 dB
	Alarm Triggers	Lmax
	Applicable Standards	IEC 61672, ANSI S1.43 class 1
	Power source	PoE(+,++), battery and solar charger
	Data storage	Secure data centre
	Alarm message types	E-mail, SMS, personal dashboard
	Wireless	WiFi, Bluetooth
	Network	4G/LTE
	Dimensions (mm)	214H x 94W x 55D
	Weight	800g



# VIBRATION MONITOR

Control Hire provides precise vibration monitoring solutions to help manage the impacts of construction, demolition, and infrastructure works on nearby structures and sensitive environments.


Our fully calibrated vibration monitors record peak particle velocity (PPV) and frequency in real time, with alerts configured to trigger if site activities approach compliance limits. Data is stored securely and can be accessed instantly via our cloud-based platform, making it easy to demonstrate adherence to project-specific vibration criteria, Australian Standards, and environmental approvals. Whether it’s protecting heritage buildings, monitoring tunnelling works, or meeting strict client requirements, our systems deliver accurate, actionable results.

KEY FEATURES

- Compact, lightweight unit for fast installation.
- Simple one-screw mounting with auto-levelling.
- Sends data via 4G, Wi-Fi
- 24/7 remote access to live data and alerts.
- Email/SMS exceedance notifications.
- Automated PDF, CSV, or Excel reports.
- Meets DIN, BS, ISO, ISEE vibration standards.
- Rugged IP65 design with battery, mains, or solar power.

KEY APPLICATIONS

- Monitoring construction and demolition vibration impacts on nearby structures.
- Protecting heritage buildings during adjacent works.
- Tracking vibration from piling, blasting, and compaction activities.
- Tunnelling and underground excavation compliance monitoring.
- Managing vibration impacts on sensitive equipment or facilities.
- Providing compliance evidence for council, client, or insurer requirements.
- Real-time alerts to prevent exceedance of project vibration limits.

VIBRATION MONITOR SPECIFICATIONS		
	Direction	X, Y, Z
	Range frequency	0.5 - 250 Hz
	Range Velocity	±300.0 mm/s
	Measurements	PPV, PPA, PVS, VDV, Veff(max), Vper, KBFmax, KBFTm, Velocity traces
	Resolution	0.5 um/s
	Alarm Triggers	0.1 - 300mm/s
	Applicable Standards	SBR-A / DIN4150-3 / BS7385 / SBR-B / DIN4150-2 / Circulaire du '86
	Minimal power supply	5V 1A
	Ingress protection rating	IP65
	Connectivity	Wifi, Bluetooth, 4G/LTE
	Dimensions(mm)	214H x 94W x 55D
	Weight	800h





# DEFORMATION MONITORING

Control Hire delivers reliable, precision grade geotechnical and deformation monitoring systems for construction, tunnelling, mining and infrastructure projects across Australia.

Our end-to-end solutions include cloud-connected sensors, real-time data access, and automated alerts — helping engineers and project managers detect ground movement, structural shifts, and site stability risks early. Backed by our in-house engineering team, we ensure compliance with all relevant Australian geotechnical and WHS standards.

### KEY BENEFITS

- Real-time alerts to support proactive decision-making
- Flexible sensor options, including tilt, strain, and displacement monitoring
- Remote data access and integration with telemetry systems
- Short- or long-term hire options to suit project timelines
- Stay ahead of ground movement—talk to us about the right monitoring solution for your site.



### VIBRATING WIRE SENSOR NODE


The Vibrating Wire Sensor Node is engineered to interface with vibrating wire instruments (strain gauges, piezometers, extensometers etc.) to deliver reliable data on strain, pressure or displacement. With wireless communication and rugged, field-tough design, it frees you from frequent site visits and cabling constraints.

### KEY FEATURES

- Accurately measures strain or load in structural and geotechnical applications.
- Highly stable, long-term monitoring with minimal drift.
- Rugged, weatherproof design for challenging site conditions.

### VIBRATING WIRE SENSOR - KEY FEATURES

- Accurately measures strain or load in structural and geotechnical applications.
- Highly stable, long-term monitoring with minimal drift.
- Rugged, weatherproof design for challenging site conditions.

VIBRATING WIRE SENSOR SPECIFICATIONS		
	Frequency range	200–6000 Hz
	Communication range	Up to 15 km
	Battery	Non-rechargeable, 10–12 year lifespan
	Enclosure rating	IP66
	Temperature sensor accuracy	±0.1°C

### OPTICAL DISPLACEMENT SENSOR NODE


Leveraging laser-based measurement over long distances (up to ~150 m), the Optical Displacement Sensor Node delivers real-time, high-accuracy displacement and tilt data. Ideal for retaining walls, bridge abutments, tunnels or wherever precise movement tracking is required.

### KEY FEATURES

- High-precision laser measurement for structural and track movement.
- Long-range, non-contact monitoring - ideal for hard-to-access areas.
- Automated, wireless data transmission to secure cloud platform.

### KEY APPLICATIONS

- Monitoring track movement and alignment in rail projects.
- Detecting structural displacement in bridges, tunnels and buildings.
- Long-range monitoring of inaccessible or hazardous locations.

OPTICAL DISPLACEMENT SENSOR SPECIFICATIONS		
	Laser-based distance measurement	±0.15 mm repeatability
	Wireless communication range	Up to 15 km
	Battery	Up to 10 years
	Waterproof	to IP66/IP67/IP68
	Mounting	Magnetic, bracket, or pole mounting
	Sensor	Built-in temperature sensor





# DEFORMATION MONITORING

## TRIAxIAL TILT SENSOR


This Triaxial Tilt Sensor captures highly accurate tilt in three axes (X, Y, Z), making it an excellent early-warning tool for structural movement in slopes, foundations, tunnels or rail systems. Its wireless connectivity and long battery life mean you can deploy it with minimal fuss and continuous oversight.

### KEY FEATURES

- Measures tilt in three axes with sub-millidegree accuracy.
- Compact, robust design for temporary installation.
- Real-time wireless reporting with user-configurable alerts.

### KEY APPLICATIONS

- Tracking movement in retaining walls, slopes, and embankments.
- Monitoring tilt in buildings and structures during adjacent construction works.
- Early warning for ground instability or settlement.

TRIAxIAL TILT SENSOR SPECIFICATIONS		
	Tilt range	±90°
	Resolution	0.0001°
	Sample frequency	Up to every 30 seconds
	Battery	12-year typical life at 30-minute intervals
	Mounting	Wall, pole, stake, or trackbed options



## CRACK SENSOR NODE


The Crack Sensor Node delivers high-precision, wireless tracking of linear displacement and structural movement—ideal for monitoring cracks, joints or piles in concrete, masonry, tunnels or bridges. Built for harsh site conditions, it includes ultra-low noise circuitry, IP66 housing, long battery life and automatic sensor detection.

### KEY FEATURES

- Monitors the width and movement of structural cracks with millimetre precision.
- Suitable for concrete, masonry, and other building materials.
- Wireless data logging for continuous, remote observation.

### KEY APPLICATIONS

- Tracking changes in structural cracks over time.
- Monitoring historic or heritage buildings for movement damage.
- Assessing crack progression in concrete and masonry structures under load or vibration.

CRACK SENSOR NODE SPECIFICATIONS		
	Dimensions	120 x 105 x 64 mm
	Total Mass	448g (approx.)
	Housing Material	PC plastic body and lid cover with a die-cast aluminium base
	Internal Protection Marking	IP66
	Mounting Options	M4 holes in bottom, Plates and brackets available for magnetic fixing, trackbed, stake and pole mounting,
	Operating Temperature Range	-40°C to +80°C





# DEFORMATION MONITORING

## TOTAL EARTH PRESSURE CELL


The Total Earth Pressure Cell is built for accurate, long-term measurement of soil pressure and effective stress in diverse geotechnical settings—embankments, retaining walls, tunnel linings, excavation support, and more. Its stainless steel construction and choice of pressure ranges make it reliable even in challenging field conditions.

### KEY FEATURES

- Accurately measures total soil pressure.
- Corrosion-resistant stainless steel body.
- Supports VW or strain-gauge sensors; real-time monitoring ready.

### KEY APPLICATIONS

- Diaphragm and slurry wall pressure monitoring.
- Retaining walls, embankments, and tunnel linings.
- Mine backfill, bridges, dams, and rail load analysis.

TOTAL EARTH PRESSURE CELL SPECIFICATIONS		
	Pressure range	345 kPa – 20.7 MPa (model dependent)
	Overload capacity	150% full-scale
	Accuracy	±0.1% FS (VW models), ±0.25% FS (strain gauge models)
	Signal output	2000–3500 Hz (VW) or 4–20mA (strain gauge)
	Operating temperature	20°C to +80°C (VW), -30°C to +95°C (strain gauge)
	Outer diameters available	165 mm, 245 mm, 320 mm
	Thickness	7.5 mm or 11 mm (model dependent)



## 4G WIRELESS GATEWAY


The 4G Gateway acts as the communication backbone of your wireless sensor network—collecting data from field nodes and transmitting it securely to the cloud via LTE/4G (as well as Ethernet/WiFi), all in a rugged, weatherproof enclosure. It enables remote, scalable, hands-off monitoring even in remote or harsh terrain.

### KEY FEATURES

- Supports 4G, Ethernet & Wi-Fi for flexible connectivity
- IP67-rated aluminium housing, -40 °C to +70 °C range
- Connects up to 1,000 LoRa sensors, long range (15 km)

### KEY BENEFITS

- Enables reliable remote site data monitoring
- Simple, scalable sensor deployment with no fixed IP
- Built for harsh environments, remote firmware updates

4G GATEWAY SPECIFICATIONS		
	Dimensions	262 x 91 x 257 mm
	Total Mass	2.75 kg (approx.)
	Housing Material	Die cast aluminium
	Internal Protection Marking	IP67
	Mounting Options	Wall and pole mounting available with included mounting plate
	Operating Temperature Range	-40°C to +70°C





# CLIMATE










# AIR CONDITIONING – REVERSE CYCLE

Control Hire’s reverse cycle air conditioners provide year-round comfort with both heating and cooling in one efficient unit.

Built for reliability in tough Australian site conditions, they ensure a stable and comfortable working environment whether in the height of summer or the depths of winter. Compact and portable, they are ideal for site offices, temporary facilities, and project compounds where climate control is essential for staff wellbeing and productivity.

- KEY FEATURES**
  - Heating and cooling functionality
  - Energy-efficient operation
  - Lightweight and portable
  - Multi-directional vents
  - LED display
- KEY APPLICATIONS**
  - Crib Rooms
  - Factory/Warehouse
  - Workshop
  - Tunnel
  - Mine/Shaft




4.1kW SPECIFICATIONS		
	Capacity	4.1kW Heating/Cooling
	Coverage	Up to 27m²
	Power Supply	240V/10A, Single Phase
	Weight	29kg
	Dimensions (WxDxH) (mm)	443 x 340 x 830
	Air Flow (m³/hour)	350
	Exhaust Duct Diameter	150mm
4.9kW SPECIFICATIONS		
	Capacity	4.9kW Heating/Cooling
	Coverage	Up to 50m²
	Power Supply	240V/10A, Single Phase
	Weight	86kg
	Dimensions (WxDxH) (mm)	490 x 600 x 1303
	Air Flow (m³/hour)	780
	Exhaust Duct Diameter	350mm
5.5kW SPECIFICATIONS		
	Capacity	5.5kW Heating/Cooling
	Coverage	Up to 55m²
	Power Supply	240V/10A, Single Phase
	Weight	90kg
	Dimensions (WxDxH) (mm)	496 x 677 x 1270
	Air Flow (m³/hour)	822
	Exhaust Duct Diameter	300mm
12kW SPECIFICATIONS		
	Capacity	12kW Heating/Cooling
	Coverage	Up to 120m²
	Power Supply	240V/23A, Single Phase
	Weight	200kg
	Dimensions (WxDxH) (mm)	740 x 1450 x 1212
	Air Flow (m³/hour)	1860
	Exhaust Duct Diameter	500mm
21.5kW SPECIFICATIONS		
	Capacity	21.5kW Heating/Cooling
	Coverage	Up to 200m²
	Power Supply	415V/32A, Three Phase
	Weight	300kg
	Dimensions (WxDxH) (mm)	740 x 1670 x 1212
	Air Flow (m³/hour)	3060
	Exhaust Duct Diameter	500mm

# AIR CONDITIONING – PORTABLE REFRIDGERATED

Our portable refrigerated air conditioners are designed to deliver powerful cooling performance in even the harshest summer conditions.

Easy to install, relocate, and operate, these units provide consistent temperature control for enclosed workspaces, site sheds, amenities, and event structures. With robust construction and efficient operation, they keep projects running smoothly by ensuring workers remain comfortable and equipment is protected from heat stress.

- KEY FEATURES**
  - Mobile Design
  - LED Display
  - Optional Condensate Pump
  - Multi-Directional Vents
  - Energy-efficient operation
  - Lightweight and Portable
- KEY APPLICATIONS**
  - Crib Rooms
  - Factory/Warehouse
  - Workshop
  - Tunnel
  - Mine

4.5kW SPECIFICATIONS		
	Capacity	4.5kW Cooling
	Coverage	Up to 50m²
	Power Supply	240V/10A Single Phase
	Current Consumption	6.7A
	Weight	76kg
	Dimensions (WxDxH) (mm)	491 x 672 x 1050
	Noise Level (dB(A))	64dB
	Air Flow (m³/hour)	800
	Exhaust Duct Diameter	300mm
	Features	LED Display, Mobile, Easy to Position, Optional Condensate Pump
7.3kW SPECIFICATIONS		
	Capacity	7.3kW Cooling
	Coverage	Up to 70m²
	Power Supply	240V/15A Single Phase
	Current Consumption	13A
	Weight	90kg
	Dimensions (WxDxH) (mm)	490 x 600 x 1303
	Noise Level (dB(A))	68dB
	Air Flow (m³/hour)	960
	Exhaust Duct Diameter	350mm
	Features	LED Display, Twist on Arms, Mobile, Easy to Position, Optional Condensate Pump
17.5kW SPECIFICATIONS		
	Capacity	17.5kW Cooling
	Coverage	Up to 160m²
	Power Supply	415V/32A Three Phase
	Current Consumption	13A
	Weight	250kg
	Dimensions (WxDxH) (mm)	740 x 1400 x 1516
	Noise Level (dB(A))	72dB
	Air Flow (m³/hour)	2400
	Exhaust Duct Diameter	400mm
	Features	LED Display, Twist on Arms, Mobile, Easy to Position



# AIR CONDITIONING – DEHUMIDIFIER

Control Hire’s industrial-grade dehumidifiers are engineered to manage moisture effectively, helping protect people, equipment, and materials from the damaging effects of humidity.


By reducing excess moisture, they prevent mould growth, corrosion, and deterioration of sensitive products or surfaces, making them an essential tool on construction sites, basements, warehouses, and enclosed project areas. Reliable and efficient, they support compliance with air quality and safety requirements while maintaining healthier, drier work environments.


KEY FEATURES


- Portable
- Easy to Use
- Compact
- Energy Efficient
- Removeable and Washable Filters


KEY APPLICATIONS

- Office
- Crib Rooms
- Residential
- Factory/Warehouse
- Workshop
- Tunnel
- Mine
- Quarry

509m³/hour DEHUMIDIFIER SPECIFICATIONS		
	Air Flow (m³/hour)	509
	Power Supply	240V/10A, Single Phase
	Current Consumption	2.4A
	Weight	25kg
	Dimensions (WxDxH) (mm)	605 x 360 x 470
	Operating Range	0°C - 38°C
	Moisture Removal (Max at 30°C, RH80%)	45L/Day
	Moisture Removal (Nominal at 27°C, RH60%)	25L/Day
Coverage Area		Up to 75m²

540m³/hour DEHUMIDIFIER SPECIFICATIONS		
	Air Flow (m³/hour)	540
	Power Supply	240V/10A, Single Phase
	Current Consumption	3.1A
	Weight	39kg
	Dimensions (WxDxH) (mm)	560 x 500 x 670
	Operating Range	2°C - 38°C
	Moisture Removal (Max at 30°C, RH80%)	50L/Day
	Moisture Removal (Nominal at 27°C, RH60%)	30L/Day
Coverage Area		Up to 80m²

720m³/hour DEHUMIDIFIER SPECIFICATIONS		
	Air Flow (m³/hour)	720
	Power Supply	240V/10A, Single Phase
	Current Consumption	3.6A
	Weight	40kg
	Dimensions (WxDxH) (mm)	540 x 530 x 845
	Operating Range	2°C - 38°C
	Moisture Removal (Max at 30°C, RH80%)	70L/Day
	Moisture Removal (Nominal at 27°C, RH60%)	44L/Day
Coverage Area		Up to 120m²

1080m³/hour DEHUMIDIFIER SPECIFICATIONS		
	Air Flow (m³/hour)	1080
	Power Supply	240V/10A, Single Phase
	Current Consumption	3.6A
	Weight	42kg
	Dimensions (WxDxH) (mm)	570 x 510 x 810
	Operating Range	2°C - 38°C
	Moisture Removal (Max at 30°C, RH80%)	90L/Day
	Moisture Removal (Nominal at 27°C, RH60%)	46L/Day
Coverage Area		Up to 155m²

# AIR CONDITIONING – EVAPORATIVE COOLER

Our evaporative coolers provide a cost-effective and environmentally friendly solution for cooling large or open spaces where traditional air conditioning is not practical.


Harnessing the natural cooling power of water evaporation, these units deliver high airflow and refreshing comfort across workshops, warehouses, site compounds, and outdoor areas. Portable and energy-efficient, they are a smart choice for keeping teams productive and safe in hot weather without excessive power use.


KEY FEATURES


- Mobile Design
- LED Display
- Optional Condensate Pump
- Quiet Operation (64dB[A])
- Multi-Directional Vents
- Energy-efficient operation


KEY APPLICATIONS

- Office
- Crib Rooms
- Residential
- Factory/Warehouse
- Workshop
- Tunnel
- Mine
- Quarry

7600 m³/hour SPECIFICATIONS		
	Air Flow (m³/hour)	7600
	Power Supply	240V/10A, Single Phase
	Current Consumption	1.3A
	Weight (Empty/Full)	29kg / 149kg
	Dimensions (WxDxH) (mm)	910 x 480 x 1350
	Noise Level (dB[A])	62dB
	Water Tank Capacity	120 Litres
	Water Consumption	6-15 Litres per hour
Coverage Area		Up to 40m²

15200m³/hour SPECIFICATIONS		
	Air Flow (m³/hour)	15200
	Power Supply	240V/10A, Single Phase
	Current Consumption	2.6A
	Weight	64kg / 184kg
	Dimensions (WxDxH) (mm)	910 x 490 x 2190
	Operating Range	66dB
	Moisture Removal (Max at 30°C, RH80%)	120 Litres
	Moisture Removal (Nominal at 27°C, RH60%)	3-12 Litres per hour
Coverage Area		Up to 120m²

1800 m³/hour SPECIFICATIONS		
	Air Flow (m³/hour)	18000
	Power Supply	240V/10A, Single Phase
	Current Consumption	7.5A
	Weight	95.5kg / 395.5kg
	Dimensions (WxDxH) (mm)	1080 x 1160 x 1730
	Operating Range	68dB
	Moisture Removal (Max at 30°C, RH80%)	300 Litres
	Moisture Removal (Nominal at 27°C, RH60%)	5-20 Litres per hour
Coverage Area		Up to 150m²

40000 m³/hour SPECIFICATIONS		
	Air Flow (m³/hour)	40000
	Power Supply	240V/10A, Single Phase
	Current Consumption	7.5A
	Weight	163kg / 613kg
	Dimensions (WxDxH) (mm)	1960 x 765 x 2030
	Operating Range	72dB
	Moisture Removal (Max at 30°C, RH80%)	450 Litres
	Moisture Removal (Nominal at 27°C, RH60%)	10-30 Litres per hour
Coverage Area		Up to 300m²



# POWER





# GENERATORS

Keep your hazard control systems running at peak performance with Control Hire's heavy-duty generator range.

Our fleet is sized and matched to power any Control Hire equipment – from high-capacity dust suppression cannons and industrial fans to air scrubbers, monitors, and climate control units. Built for the demands of construction, civil, tunnelling, and mining sites, our generators deliver stable, reliable power where grid supply isn't available or consistent. Each unit is fully serviced, load-tested, and compliant with Australian WHS and environmental standards, ensuring safe, uninterrupted operation on every project.

KEY FEATURES

- Both 3-phase and single-phase outlets
- Can power multiple equipment simultaneously
- Compatible with high-frequency and inductive load equipment
- Easy Setup
- Fuel Efficient
- Built Tough

KEY APPLICATIONS

- **Construction:** Heavy-duty tools, batching plants, and site offices.
- **Events:** Major festivals with large stages, sound, and lighting.
- **Industrial:** Machinery such as crushers, extruders, or welding systems.
- **Healthcare:** Powering operating rooms, labs, and hospital wings.
- **Emergency:** Backup power for small commercial complexes or mid-sized industries.



GENERATORS SPECIFICATIONS

	Power (kVA)	Power (kW)	RPM	Main Voltage	Available Voltages	Dimensions (mm) (LxHxW)	Weight	Tank	Fuel Consumption	Fuel
 10kVA	PRP: 9 ESP: 10	PRP: 7 ESP: 8	1500	400/230V	200/115V, 230V	598 x 1162 x 609	100kg	6.1L	70% PRP: 2.2L/hr 100% PRP: 2.8L/hr	Petrol
 12kVA	PRP: 11.3 ESP: 12.5	PRP: 9 ESP: 10	3000	415/240V	400/230V	1530 x 930 x 780	430kg	38L	70% PRP: 1.5L/hr 100% PRP: 1.9L/hr	Diesel
 20kVA	PRP: 20 ESP: 22	PRP: 16 ESP: 17.6	1500	400/230V	200/115V, 230V	2100 x 1350 x 980	772kg	100L	70% PRP: 3.5L/hr 100% PRP: 5L/hr	Diesel
 45KVA	PRP: 42 ESP: 46	PRP: 33 ESP: 37	1500	400/230V	200/115V, 230V	2100 x 1350 x 980	944kg	100L	70% PRP: 6.5L/hr 100% PRP: 9.2L/hr	Diesel
 75KVA	PRP: 73 ESP: 8	PRP: 58 ESP: 64	1500	400/230V	200/115 - 230 V, 380/220 - 415/240	3850 x 2070 x 1770	944kg	240L	70% PRP: 13.5L/hr 100% PRP: 19.5L/hr	Diesel
 100KVA	PRP: 101 ESP: 110	PRP: 80 ESP: 88	1500	415/240V	380/220 - 400/230	2750 x 1760 x 1100	1689kg	240L	70% PRP: 14.5L/hr 100% PRP: 22L/hr	Diesel

\*125kVA and higher available upon request



# ENGINEERING DESIGN REQUEST FORMS



# VENTILATION DESIGN REQUEST FORM

CONTROLHIRE VENTILATION ENGINEERING DEPARTMENT

GENERAL DETAILS

Company/Organisation
Contact name
Contact number
Contact email
Site reference and location
Start date
Duration

WORK AND HAZARD DETAILS

Hazards of concern	
Room dimensions (width/length/height)	W: L: H:
Will you be encapsulating the work zone	<input type="checkbox"/> Yes <input type="checkbox"/> No W: L: H:
No. People	Max at one time
Diesel Power	(Total kW of all motors)

Description of the works

Access to fresh air supply	<input type="checkbox"/> Yes <input type="checkbox"/> No	(m)
Site drawing supplied	<input type="checkbox"/> Yes <input type="checkbox"/> No	
Will the project be staged?	<input type="checkbox"/> Yes* <input type="checkbox"/> No	*Please provide a break down with completed form

NOTES



## SKETCH PAD

## NOTES

---

---

---

---

---

---

# NOISE CONTROL WALL REQUEST FORM



## GENERAL DETAILS

Company/Organisation
Contact Name
Contact Number
Contact Email
Site Reference & Location
Wall Installation Date
Duration

## NOISE CONTROL WALL DETAILS

<b>Length - Total</b> <i>(Lineal Metres)</i>
<b>Height/s</b>
<b>Gate Required</b> <input type="checkbox"/> Yes <input type="checkbox"/> No
<b>Ground Level/Stability Notes</b>
<b>Machinery available?</b> <i>(eg telehandler, forklift, all-terrain forklift, excavator, boom lift)</i>
<b>Site Access Description</b>

## SITE AND NOISE CONTROL WALL MARK UP

## NOTES

---

---

---

---

---

---



NOTES

## CUSTOMER DETAILS

## TRADE REFERENCES

## AGREEMENT TO TERMS AND PRIVACY CONSENT - CUSTOMERS AND GUARANTORS

SIGNATURE BY CUSTOMERS AUTHORISED DIRECTOR/PERSON/PROPRIETOR

84 / [CONTROLHIRE.COM.AU](http://CONTROLHIRE.COM.AU) / NSW 02 8610 5677 / QLD 07 2802 1779 / VIC 03 9966 3794 / [INFO@CONTROLHIRE.COM.AU](mailto:INFO@CONTROLHIRE.COM.AU)



DETAILS OF GUARANTORS (PLEASE ATTACH A COPY OF A CURENT DRIVERS LICENCE FOR EACH GUARANTOR)			
Full name	Home address	DOB	/ /
Full name	Home address	DOB	/ /
Full name	Home address	DOB	/ /

SIGNATURE OF GUARANTORS	
1. Full name	Position
Signature	Date
2. Full name	Position
Signature	Date
3. Full name	Position
Signature	Date

GUARANTEE AND INDEMNITY

In this guarantee and indemnity the 'Company' includes any of its relevant related bodies corporate. In consideration of the Company providing or continuing to provide goods or services to the Customer each Guarantor of the Customer, details of whom are set out in item 2 of this document, agrees with the Company as follows:

The Guarantor guarantees payment by the Customer for all goods and services that have been supplied or may in future be supplied from time to time at the Customer's request and to be answerable and responsible for the payment by the Customer of those and all other moneys which are payable or may become payable by the Customer to the Company, actually or contingently, now or in the future (Secured Money).

- The Guarantor hereby separately indemnifies the Company against all losses and expenses (including legal costs on a solicitor/client basis) however arising, directly or indirectly, in respect of any default by the Customer under any contract with the Company and including failure to pay any Secured Money.
- Where the Guarantor consists of more than one person this guarantee is enforceable against all persons signing as guarantor jointly and severally.
- The Guarantor hereby charges with the payment of the Secured Money all of their interest in any real property (including all property acquired after the date of this document and wherever situate) in favour of the Company. The Guarantor agrees to grant a mortgage over any such real property to better secure the Secured Money. The Guarantor grants a security interest pursuant to the Personal Property Securities Act 2009 (Cth) in all the Guarantor's present and after acquired property as security for the Guarantor's obligations in respect of the Secured Money. The Guarantor hereby irrevocably appoints the Company and any person nominated by the Company as the attorney of the Guarantor with power to execute, sign, seal and deliver any documents to better secure the Secured Money and to perfect any security, including to execute any registrable real property mortgage.
- If the security created by clause 4 is or becomes void or unenforceable it may be severed from this document without any effect on the validity of the remainder of this document.
- A certificate signed by a representative of the Company shall be prima facie evidence and proof of moneys owing by the Customer to the Company at that point in time.
- The Guarantor acknowledges that the Guarantor has made his or her own enquiries of the Customer regarding the Customer's past and prospective dealings with the Company. The Guarantor further acknowledges that the Company is under no obligation to notify them of any changes to its trading terms or dealings with the Customer.
- This guarantee and indemnity is given for valuable consideration and is a continuing guarantee and indemnity to the Company for the whole of the Secured Money. The obligations of the Guarantor are absolute and unconditional and shall not be affected by anything that might otherwise affect them including but not limited to:
  - any variation or the Customer's or any other guarantor's obligations (whether or not to make them more onerous) or any invalidity of them and any release, discharge or other indulgence to the Customer or a guarantor;
  - insolvency or any composition or arrangement in respect of the Customer or any other guarantor; or
  - any failure by the Company to take, perfect or enforce any guarantee or security from or by the Customer or any guarantor.
- The Guarantor agrees that this Deed shall be construed in accordance with the laws of the State of New South Wales and submits to the non-exclusive jurisdiction of Courts of that State.

QUANTITY	SI UNIT	MEASUREMENT	CONVERSION
Volume	Cubic Metre (m³)	cubic foot (ft³) – cubic metre (m³)	1ft³ = 0.028m³
		cubic metre (m³) – litre (L)	1m³ = 1000L
		cubic metre (m³) – gallon (gal)	1m³ = 219.96gal
		gallon (gal) – cubic metre (m³)	1gal = 0.0045m³
		litre (L) – gallon (gal)	1L = 0.219gal
		gallon (gal) – litre (L)	1gal = 4.546L
Force	Newton (N)	newton (N) – kilogram (kg)	1N = 0.102kg
		cubic metre (m³) – litre (L)	1m³ = 1000L
		cubic metre (m³) – gallon (gal)	1m³ = 219.96gal
		gallon (gal) – cubic metre (m³)	1gal = 0.0045m³
		litre (L) – gallon (gal)	1L = 0.219gal
		gallon (gal) – litre (L)	1gal = 4.546L
Mass	Kilogram (kg)	microgram (µg) - milligram (mg)	1 µg = 0.001 mg
		milligram (mg) - microgram (µg)	1 mg = 1000 µg
		kilogram (kg) – newton(N)	1kg = 9.81N
		kilogram (kg) – pound (lb)	1kg = 2.204lb
		pound (b) – kilogram (kg)	1lb = 0.453kg
		tonne (t) – kilonewton (kN)	1t = 9.81kN
		kilonewton (kN) – tonne (t)	1kN = 0.102t
Pressure	Pascal (Pa)	pascal (Pa) – newton per square metre (N/m²)	1Pa = 1N/m²
		kilopascal (KPa) – kilonewton per square metre (kN/m²)	1KPa = 1kN/m²
		megapascal (MPa) – kilonewton per square metre (kN/m²)	1MPa = 1000kN/m²
		bar (bar) – kilopascal (KPa)	1bar = 100KPa
		kilopascal (KPa) – pound per square inch (psi)	1KPa = 0.145psi
		pound per square inch (psi) – kilopascal (KPa)	1psi = 6.89KPa
Density	Kilogram Per Cubic Metre kg/m³	kilogram per cubic metre (kg/m³) – pounds per cubic foot (lb/ft³)	1kg/m³ = 0.0624lb/ft³
		pounds per cubic foot (lb/ft³) – kilogram per cubic metre (kg/m³)	1lb/ft³ = 16.02kg/m³
		kilogram per cubic metre (kg/m³) – kilonewton per cubic metre (kN/m³)	1kg/m³ = 0.0098kN/m³
		kilonewton per cubic metre (kN/m³) – kilogram per cubic metre (kg/m³)	1kN/m³ = 101.9kg/m³
Flow	Cubic Metre Per Second (m³/s)	cubic metre per second (m³/s) – cubic foot per minute (cfm)	1m³/s = 2119 cfm
		cubic metre per second (m³/s) – litres per second (l/s)	1m³/s = 1000 l/s
		cubic foot per minute (cfm) – cubic metre per second (m³/s)	1cfm = 0.0004719 m³/s
Velocity	Metres Per Second (m/s)	metre per second (m/s) - metre per hour (m/h)	1 m/s = 3600 m/h
		metre per hour (m/h) - metre per second (m/s)	1 m/h = 0.000278 m/s
		metre per hour (m/h) - kilometre per hour (km/h)	1000 m/h = 1 km/h
		kilometre per hour (km/h) - metre per hour (m/h)	1 km/h = 1000 m/h



## NSW

59 POWERS ROAD, SEVEN HILLS  
02 8610 5677

## QLD

23 ROWLAND STREET, SLACKS CREEK  
07 2802 1779

## VIC

9-11 ORMOND AVENUE, SUNSHINE  
03 9966 3794

# WE SUPPLY NATIONWIDE

# CONTROLHIRE

[CONTROLHIRE.COM.AU](https://controlhire.com.au)