

2025 annual report to the Community

# East Adelaide School

East Adelaide School number: 1036

Partnership: Adelaide - Prospect



School principal:

Michael Koutsoukos

Signature



Government  
of South Australia  
Department for Education

Date of endorsement:

09/02/2026

# Context Statement

East Adelaide School caters for students from R-6. At the time of this report, the enrolment in 2025 is 495. East Adelaide School is classified as Category 7 on the Department for Education Index of Educational Disadvantage. At the time of this report, the school population includes 1% Aboriginal students, 5% students with disabilities, 5% students with English as an additional language or dialect (EALD) funded background. Further information about the school is available on the school's website (including its context statement), as well as the My School website.

Data Source: Department for Education data holdings from Mid census captured in AUGUST 2025.

## Governing Council Report

In 2025 we welcomed our new Principal, Michael Koutsoukos. Michael brought fresh energy and a new perspective from which East Adelaide School will only benefit.

The Governing Council were very pleased to have had the opportunity to support several student-lead site improvements this year, including the reception garden revitalisation out the front of the Heysen building and the bush tucker garden and yarning circle to be constructed adjacent to the staff room and canteen. 2026 will also see the implementation of other projects approved and funded in 2025, including a much-needed shade structure in front of the canteen to provide shelter to students during both hot and rainy weather, as well as the roll out of additional electronic devices to support student learning.

The Quiz Night was our major fundraiser this year, raising \$ 15,496 for the school. Thank you to the Parents & Friends' Committee, staff and sponsors for their contributions to what was a fun and successful event for the whole school. Hopefully friendly competition in costumes will become a more regular fixture on the EAS social calendar!

Out of School Hours Care and the Kids' Pantry contribute greatly to the fabric of the school and must continue to be supported and championed. The school is fortunate to have both services, and they should not be taken for granted. During what was a challenging year for the OSHC service in particular, our new OSHC Director has taken positive steps to make necessary improvements in policies, processes and the learning environment at the OSHC. We thank the staff and volunteers of both services for their ongoing hard work and commitment, in what is becoming an increasingly demanding regulatory and economic environment.

Co-curricular participation continues to be strong, with many students having the opportunity to experience the joy and sense of achievement that involvement in sport and other creative outlets can bring.

The Finance Advisory Committee once again played a critical role in ensuring the school, OSHC and Kids' Pantry operated within budget and continue to be financially sustainable. The school is in a solid financial position to be able to make immediate further improvements to the learning environment and there is a stable foundation for bold and exciting long-term investment in the years to come.

Thank you to the EAS teachers and staff for your dedication, expertise and humour in 2025.

Thank you to my fellow members of the 2025 Governing Council and all the parents, family members and friends who have volunteered their time throughout the year in different ways for the benefit of our students. Making an active choice to give time in support of our children's school benefits them, us and the broader community in so many ways. I encourage you to become involved when and how you can.

2025 was my last year as Chairperson and as a parent of East Adelaide School. I wish the Governing Council and this special school community all the best for ongoing success in 2026 and beyond. As the school song says, it's the best school on Earth!

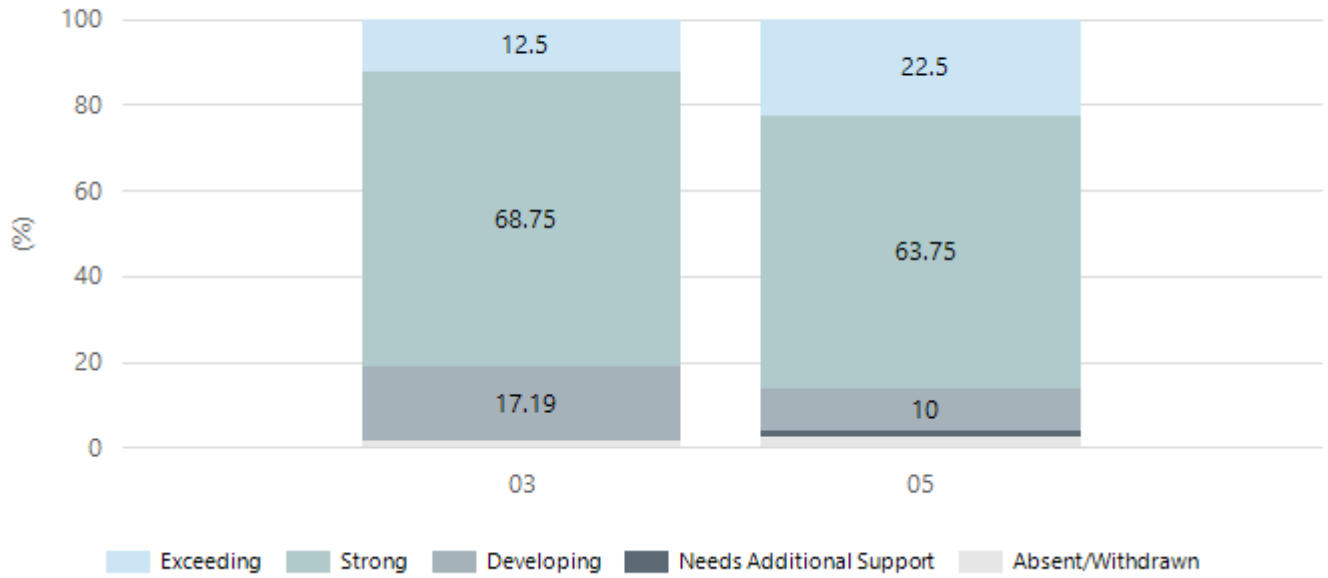
Yari McCall  
Chairperson  
East Adelaide School Governing Council  
2025

# Performance Summary

## NAPLAN Proficiency

In 2023 the Australian Curriculum, Assessment and Reporting Authority (ACARA) - a Commonwealth Independent statutory authority - announced changes to NAPLAN performance reporting. The new approach replaces the previous numerical NAPLAN bands and the national minimum standard.

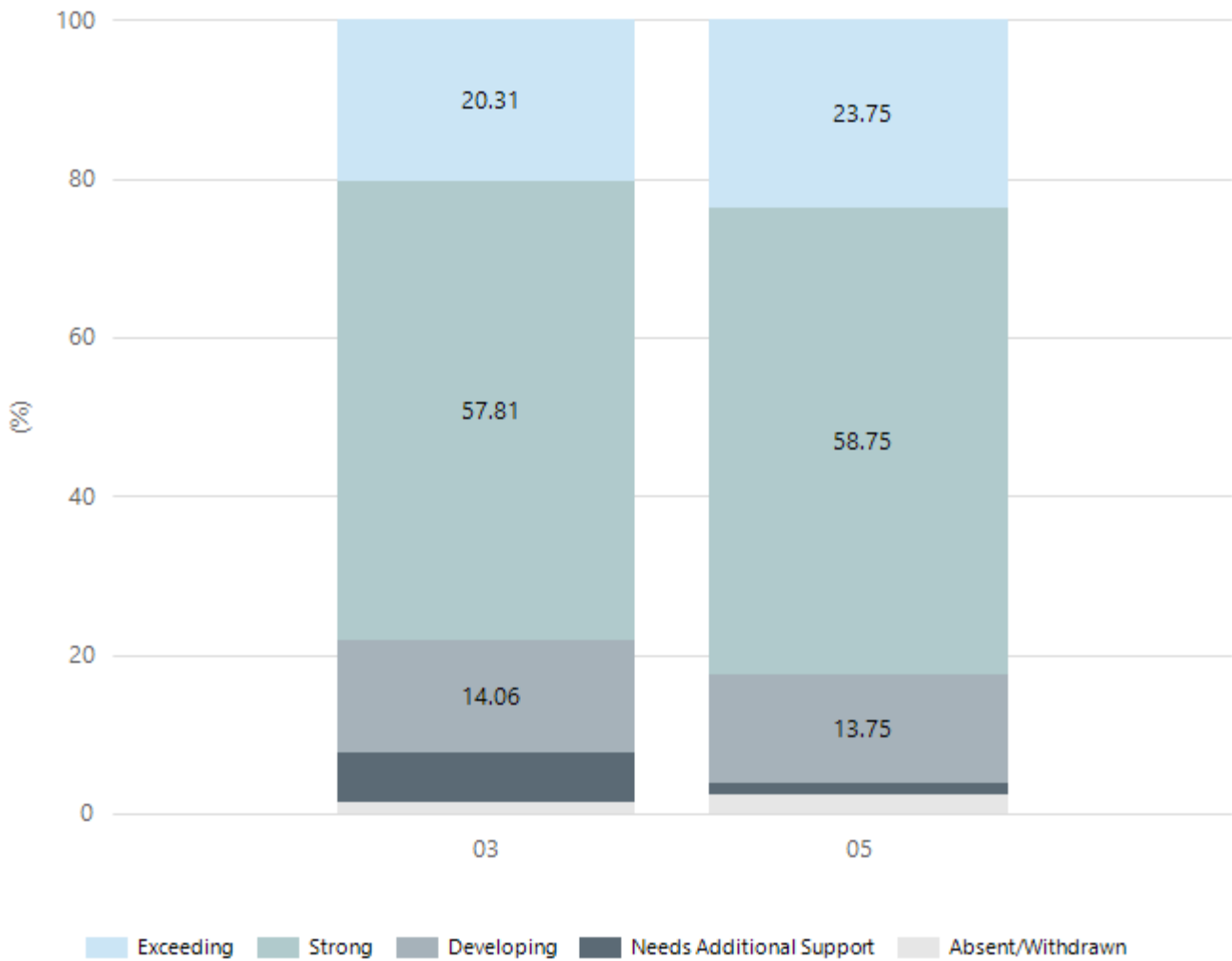
### Numeracy



Year Level	03	05
Exceeding	8	18
Strong	44	51
Developing	11	8
Needs Additional Support		1
Absent/Withdrawn	1	2
Total	64	80

Data Source: Department for Education Assessment Data Holdings, 2025. If there are less than 6 students who sat NAPLAN in a school, no information will be shown. If a year level has less than 6 students, that year level will not be shown in NAPLAN results.

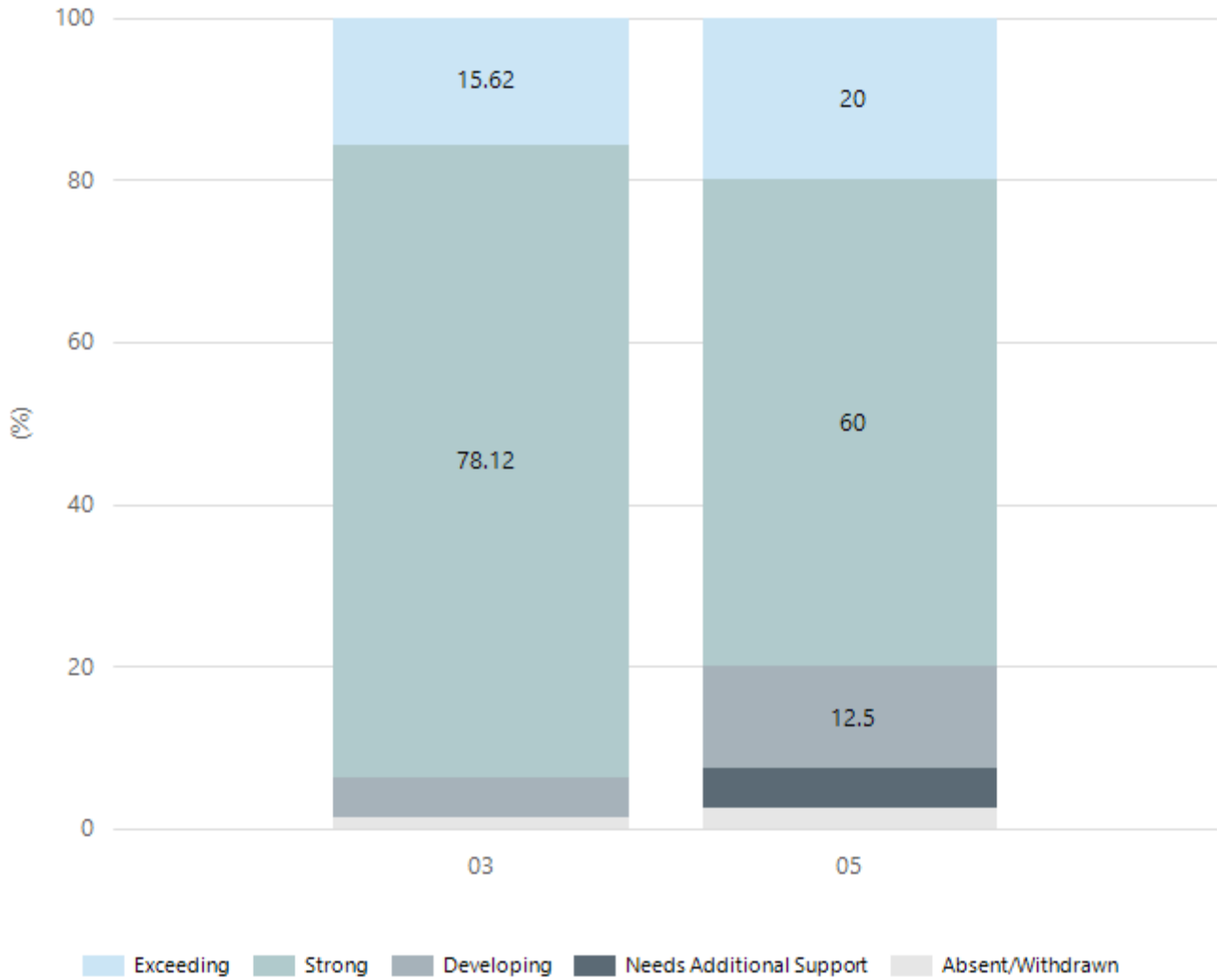
## Reading



Year Level	03	05
Exceeding	13	19
Strong	37	47
Developing	9	11
Needs Additional Support	4	1
Absent/Withdrawn	1	2
Total	64	80

Data Source: Department for Education Assessment Data Holdings, 2025. If there are less than 6 students who sat NAPLAN in a school, no information will be shown. If a year level has less than 6 students, that year level will not be shown in NAPLAN results.

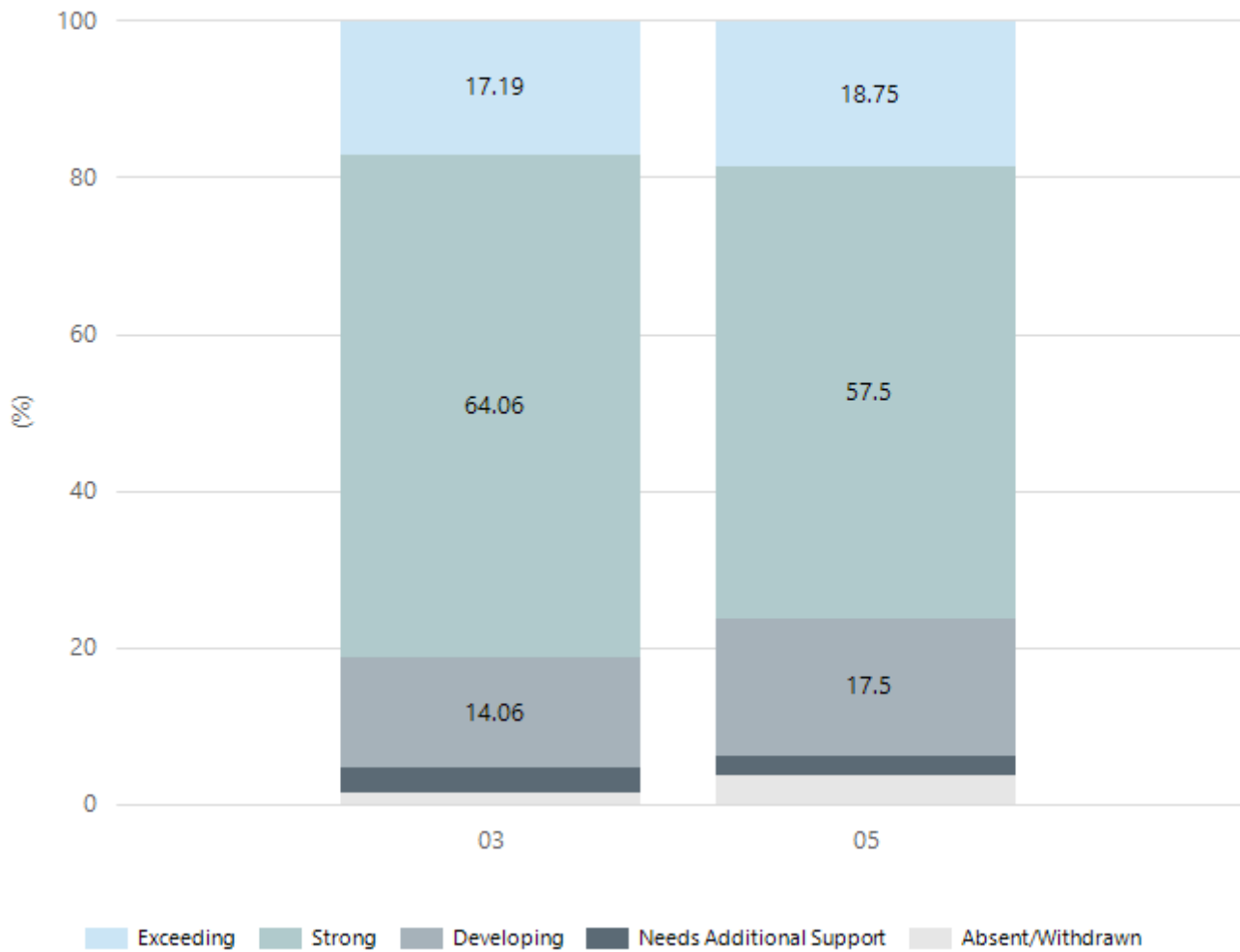
## Writing



Year Level	03	05
Exceeding	10	16
Strong	50	48
Developing	3	10
Needs Additional Support		4
Absent/Withdrawn	1	2
Total	64	80

Data Source: Department for Education Assessment Data Holdings, 2025. If there are less than 6 students who sat NAPLAN in a school, no information will be shown. If a year level has less than 6 students, that year level will not be shown in NAPLAN results.

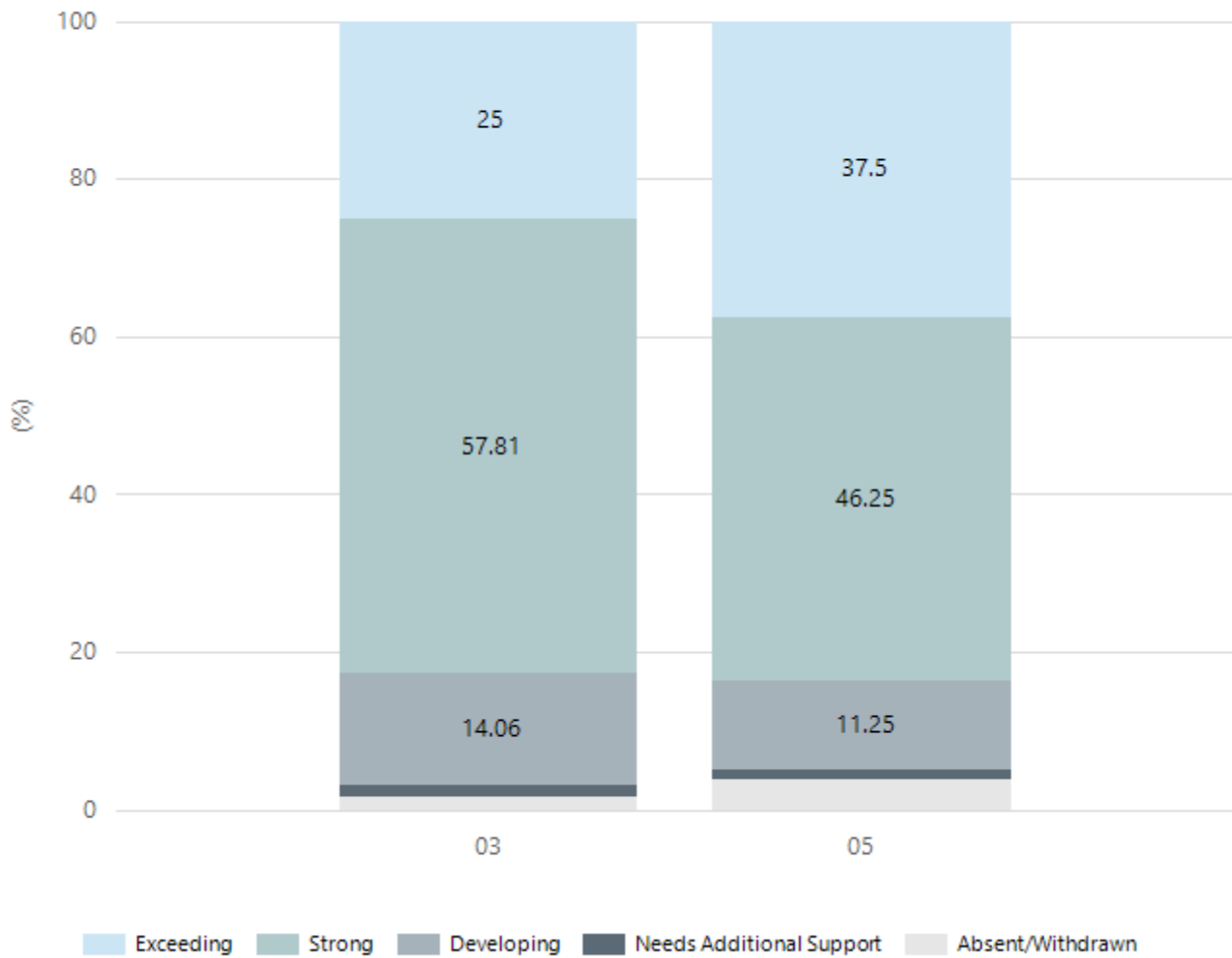
## Grammar



Year Level	03	05
Exceeding	11	15
Strong	41	46
Developing	9	14
Needs Additional Support	2	2
Absent/Withdrawn	1	3
Total	64	80

Data Source: Department for Education Assessment Data Holdings, 2025. If there are less than 6 students who sat NAPLAN in a school, no information will be shown. If a year level has less than 6 students, that year level will not be shown in NAPLAN results.

## Spelling



Year Level	03	05
Exceeding	16	30
Strong	37	37
Developing	9	9
Needs Additional Support	1	1
Absent/Withdrawn	1	3
Total	64	80

Data Source: Department for Education Assessment Data Holdings, 2025. If there are less than 6 students who sat NAPLAN in a school, no information will be shown. If a year level has less than 6 students, that year level will not be shown in NAPLAN results.

## School Attendance

Year Level	2023	2024	2025
Reception	91.5%	94.5%	94.4%
Year 01	93.1%	92.9%	93.8%
Year 02	92.6%	94.9%	92.4%
Year 03	92.9%	93.5%	93.0%
Year 04	94.3%	94.1%	90.8%
Year 05	91.8%	94.1%	92.7%
Year 06	93.0%	92.4%	93.0%
Total	92.8%	93.8%	92.9%

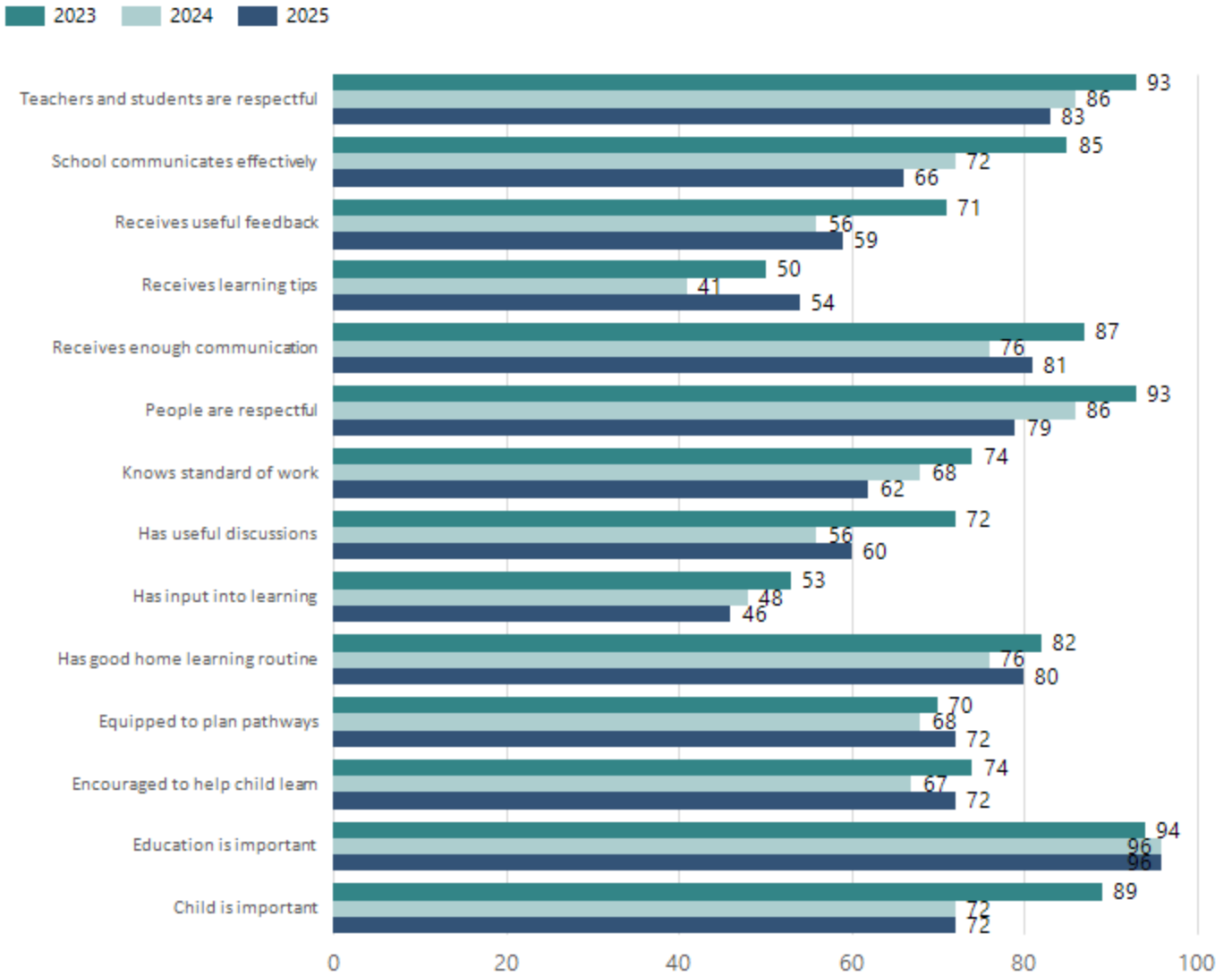
Data Source: Department for Education Attendance Data, Semester 1 Report 2025. A blank cell indicates there were no students enrolled. 'Primary Other' includes students enrolled in specialised education options. 'Secondary Other' includes students who have already spent a year at Year 12 and elected to undertake further study at Year 12.

## Attendance Comment

In South Australia, all children and young people must be in school from 6 years to 16 years old. They must attend a government or non-government school full time. From age 16 to 17 however, young people must attend school or an approved learning program (such as an apprenticeship, traineeship, accredited course or university). Schools and parents must encourage and support students to come to school every day. Parents and caregivers must make sure their child is enrolled in a school, and attends school all day and everyday it is open, unless a child is sick or has an approved exemption. Teachers and leaders actively follow up when a student misses school, including recording all absences and non-attendance. All schools in South Australia have local attendance procedures governed under the Education and Children's Services Regulations 2020.

# School Parent Opinion Survey Results

Proportion of agree/strongly agree response(%)



Data Source: 2025 Department for Education Parent Opinions Survey, Term 3 2025.

# Intended Destination

Leave Reason	Number	%
IS - INTERSTATE	3	27.0%
NG - ATTENDING NON-GOV SCHOOL IN SA	2	18.0%
TG - TRANSFERRED TO SA GOVERNMENT SCHOOL	6	55.0%

Data Source: Department for Education Destination Data Report, 2025. Data extract term 3 2025. Data shows recorded destinations for students that left the school in the previous year. Data is uploaded by schools in term 3 and may not reflect final or total figures at time of report creation.

# Highest Qualifications held by the teaching workforce and workforce composition

All teachers at this school are qualified and registered with the SA Teachers Registration Board.

Qualification Level	Number of Qualifications
Bachelor's degrees or Diplomas	24
Postgraduate Qualifications	12

Data Source: Data extracted from Mandatory Workforce Information Collections as on the last pay date of June 2025. As self-reported by staff in the system.

Please note: Data includes staff who are Actively employed and on extended paid leave. Please note only the highest qualification of the Teaching staff is reported. Excludes any number of other certifications earned.

## Workforce composition including indigenous staff

	Teaching Staff		Non-Teaching Staff	
	Indigenous	Non-Indigenous	Indigenous	Non-Indigenous
Full-Time Equivalents	0.0	29.1	0.0	8.8
Persons	0.0	36.0	0.0	13.0

Data Source: Data extracted from Mandatory Workforce Information Collection as on the last pay date of June 2025.

Please note: Data includes staff who are actively employed and on extended paid leave. "Indigenous category" is self-reported by staff in the system.

## Financial Statement

Funding Source	Amount
Grants: State	\$1,070,767
Grants: Commonwealth	\$25,143
Parent Contributions	\$157,961
Fund Raising	\$25,731
Other (Building & Library Levy)	\$8,955
Other (Rotary Grant)	\$5,871

Data Source: School supplied data.