



2025 annual report to the Community

St Leonards Primary School

St Leonards Primary School number: 391

Partnership: Holdfast



School principal:

Corey Mudie



Government
of South Australia
Department for Education

Date of endorsement:

10/02/2026

Context Statement

St Leonards Primary School caters for students from R-6. At the time of this report, the enrolment in 2025 is 378. St Leonards Primary School is classified as Category 6 on the Department for Education Index of Educational Disadvantage. At the time of this report, the school population includes 2% Aboriginal students, 13% students with disabilities, 8% students with English as an additional language or dialect (EALD) funded background, 1% children/young people in care. Further information about the school is available on the school's website (including its context statement), as well as the My School website.

Data Source: Department for Education data holdings from Mid census captured in AUGUST 2025.

Governing Council Report

The Governing Council continues to play a vital role in supporting the vision and strategic direction of St Leonards Primary School. The Council works in partnership with staff, families, and the wider community to ensure the ongoing success and improvement of the school.

Council Membership

- Total number of Governing Council members: 20
- Chairperson: Kate Nuske
- Secretary: Jane Downs
- Treasurer: Romildo Votto
- Parent Representatives: 16
- Staff Representatives: 3
- Community Representatives: 1

Meetings

- Number of meetings held in 2025: 9

The Governing Council met regularly throughout the year, ensuring strong governance and active participation from all members.

Council Achievements

The Council and its sub-committees made significant contributions to various aspects of school life in 2025, including:

Community/Fundraising Sub-Committee

The Community and Fundraising Committee continued to provide fantastic opportunities for the students, families and broader community to come together, connect and raise funds for school projects.

Some of the events that the Committee organised for 2025 included the Mother's and Father's Day stalls for the students, the Colour Run fundraiser, the school discos and many other fundraising opportunities.

The Committee were also responsible for organising the school Quiz Night, with over 120 tickets selling to families and community members, and raising over \$9000 on the night.

Facilities and Grounds Sub-Committee

The Facilities and Grounds Committee focused on improving inclusivity and outdoor learning opportunities throughout 2025. A new Everyone Belongs mural was completed on the canteen wall, creating a vibrant visual statement that reflects the school's commitment to belonging and diversity.

Work also progressed on the new outdoor learning space beside the school garden. This area now includes bench seating and planter boxes designed to support class lessons, small group work, and hands on garden based learning.

General grounds maintenance continued across the year, with ongoing attention to play areas, gardens, and seating areas. The committee looks forward to further enhancements.

Canteen Sub-Committee

The school canteen continued to grow in 2025, with the canteen running at a greater profit than originally budgeted for. Through a number of different special lunch order days and various specials in collaboration with local businesses, the canteen was able to minimise expenditure across 2025, allowing for increased sales and profits, without the need to increase prices.

Out of School Hours Sub-Committee

The OSHC Committee continued to review and update policies over the 2025 school year, with a particular focus on the Fees policy and adjusting the fee structures, including late fees and termination fees. The committee also worked through the successful application of the Federal Government's early childhood worker retention payments.

The OSHC continued to thrive in 2025 with steady enrolments for both before and after school care, and most vacation care days reaching capacity. The OSHC continues to hold a strong financial status at the conclusion of the 2025 year.

Sport Sub-Committee

2025 was a very successful year for sports at St Leonards. Tyler McPherson has now been secured permanently as the school's PE teacher and has been closely involved with the committee. He has shared plans to closely align PE lessons with the extra curricular sports opportunities that are offered over the year. Out of school sports included volleyball, soccer, netball, tee ball and Auskick. Out of school sports have funded half of the new shelter on the oval. The committee are looking at the possibility to introduce AFL for older students, as well as basketball in 2026.

Education for Wellbeing Sub-Committee

The Education for Wellbeing Committee reviewed school policies in 2025, including attendance procedures, ensuring they remained aligned with school needs and departmental expectations.

Student achievement data, along with Wellbeing and Engagement survey results, were shared and discussed with the Governing Council. These insights supported ongoing monitoring of student progress and informed school improvement planning.

A major focus of committee discussions was the school's literacy improvement priority. The introduction of DIBELS provided teachers with consistent, reliable reading data to monitor student progress and inform targeted instruction, ensuring each learner receives the right level of stretch and challenge aligned with their stage in the reading journey.

Reconciliation Action Plan (RAP) Sub-Committee

The current RAP committee commenced in 2025. An initial meeting was undertaken to explore next steps in the school's reconciliation strategy. Chloe Jenkins has been secured for 2026 to continue in the role as Aboriginal Community Education Officer (ACEO). She will be an integral part of moving forward with our RAP in 2026.

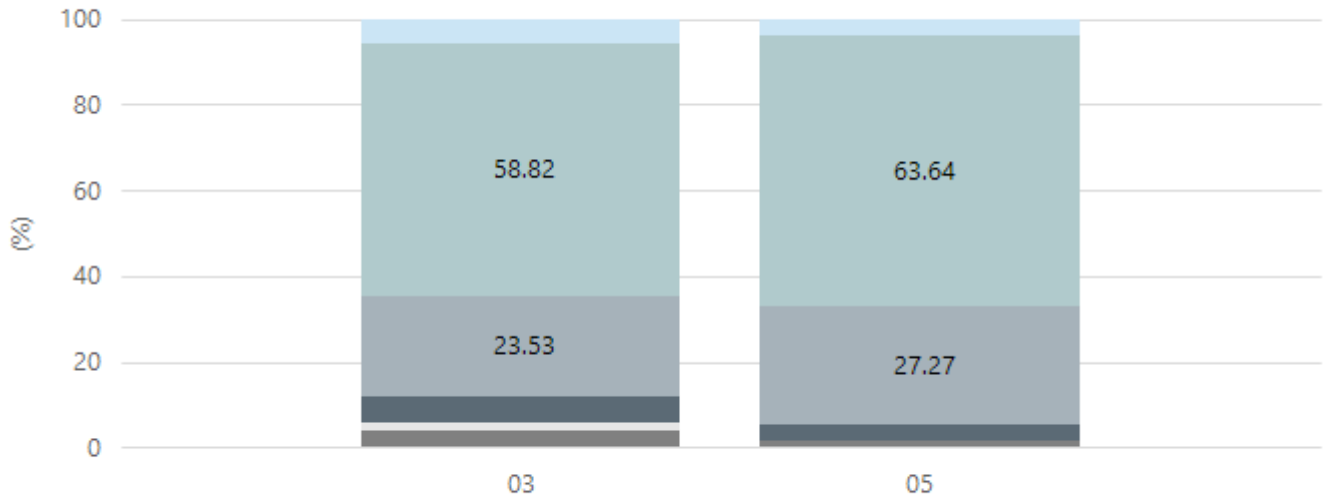
The Governing Council would like to thank the staff, volunteers, families, and community partners who contributed to the success of St Leonards Primary School throughout 2025. In particular, those who were active members within the Governing Council and sub-committees. We strongly encourage the nominations and participation of new community members each year.

Performance Summary

NAPLAN Proficiency

In 2023 the Australian Curriculum, Assessment and Reporting Authority (ACARA) - a Commonwealth Independent statutory authority - announced changes to NAPLAN performance reporting. The new approach replaces the previous numerical NAPLAN bands and the national minimum standard.

Numeracy

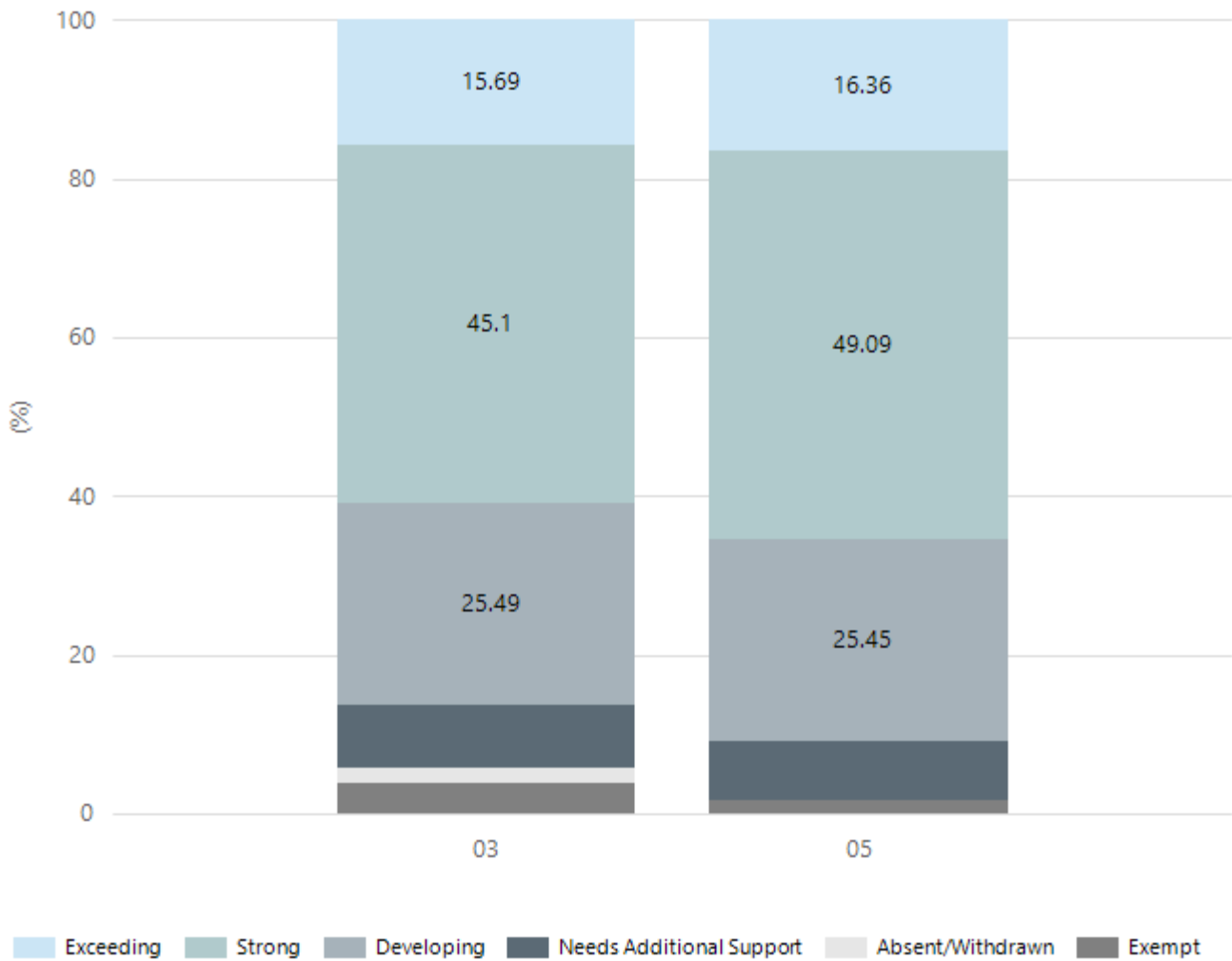


Exceeding Strong Developing Needs Additional Support Absent/Withdrawn Exempt

Year Level	03	05
Exceeding	3	2
Strong	30	35
Developing	12	15
Needs Additional Support	3	2
Absent/Withdrawn	1	
Exempt	2	1
Total	51	55

Data Source: Department for Education Assessment Data Holdings, 2025. If there are less than 6 students who sat NAPLAN in a school, no information will be shown. If a year level has less than 6 students, that year level will not be shown in NAPLAN results.

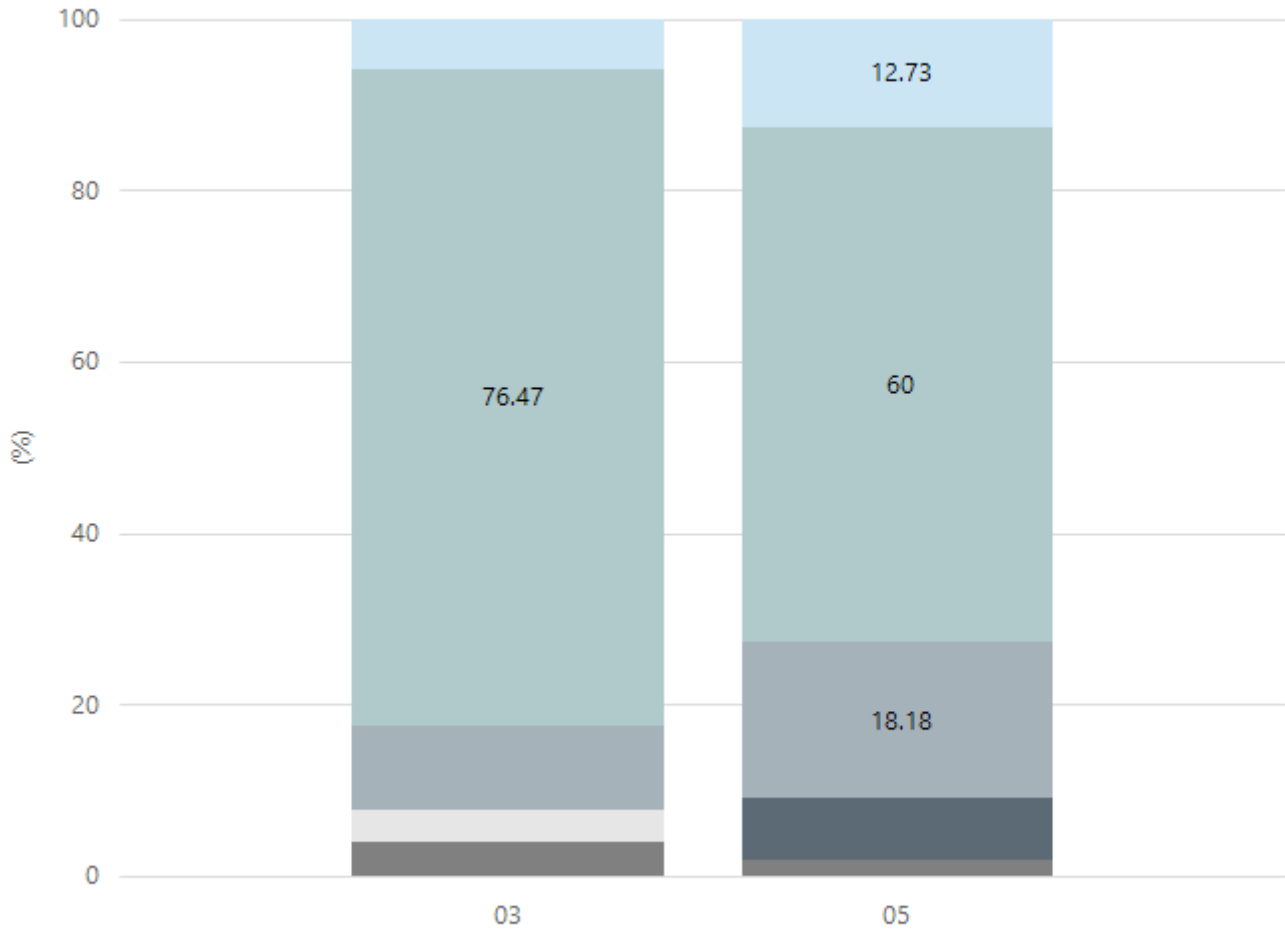
Reading



Year Level	03	05
Exceeding	8	9
Strong	23	27
Developing	13	14
Needs Additional Support	4	4
Absent/Withdrawn	1	
Exempt	2	1
Total	51	55

Data Source: Department for Education Assessment Data Holdings, 2025. If there are less than 6 students who sat NAPLAN in a school, no information will be shown. If a year level has less than 6 students, that year level will not be shown in NAPLAN results.

Writing

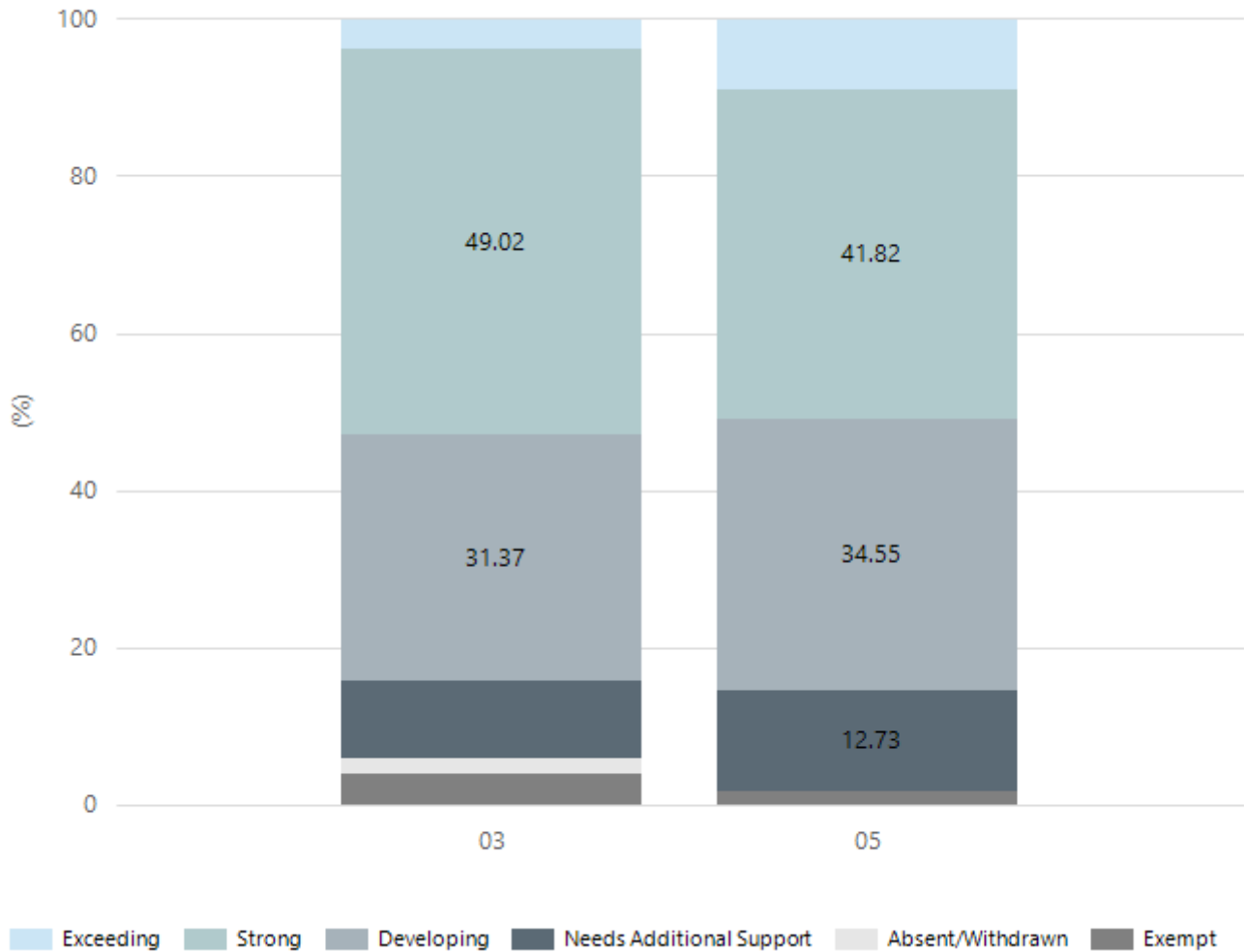


Exceeding Strong Developing Needs Additional Support Absent/Withdrawn Exempt

Year Level	03	05
Exceeding	3	7
Strong	39	33
Developing	5	10
Needs Additional Support		4
Absent/Withdrawn	2	
Exempt	2	1
Total	51	55

Data Source: Department for Education Assessment Data Holdings, 2025. If there are less than 6 students who sat NAPLAN in a school, no information will be shown. If a year level has less than 6 students, that year level will not be shown in NAPLAN results.

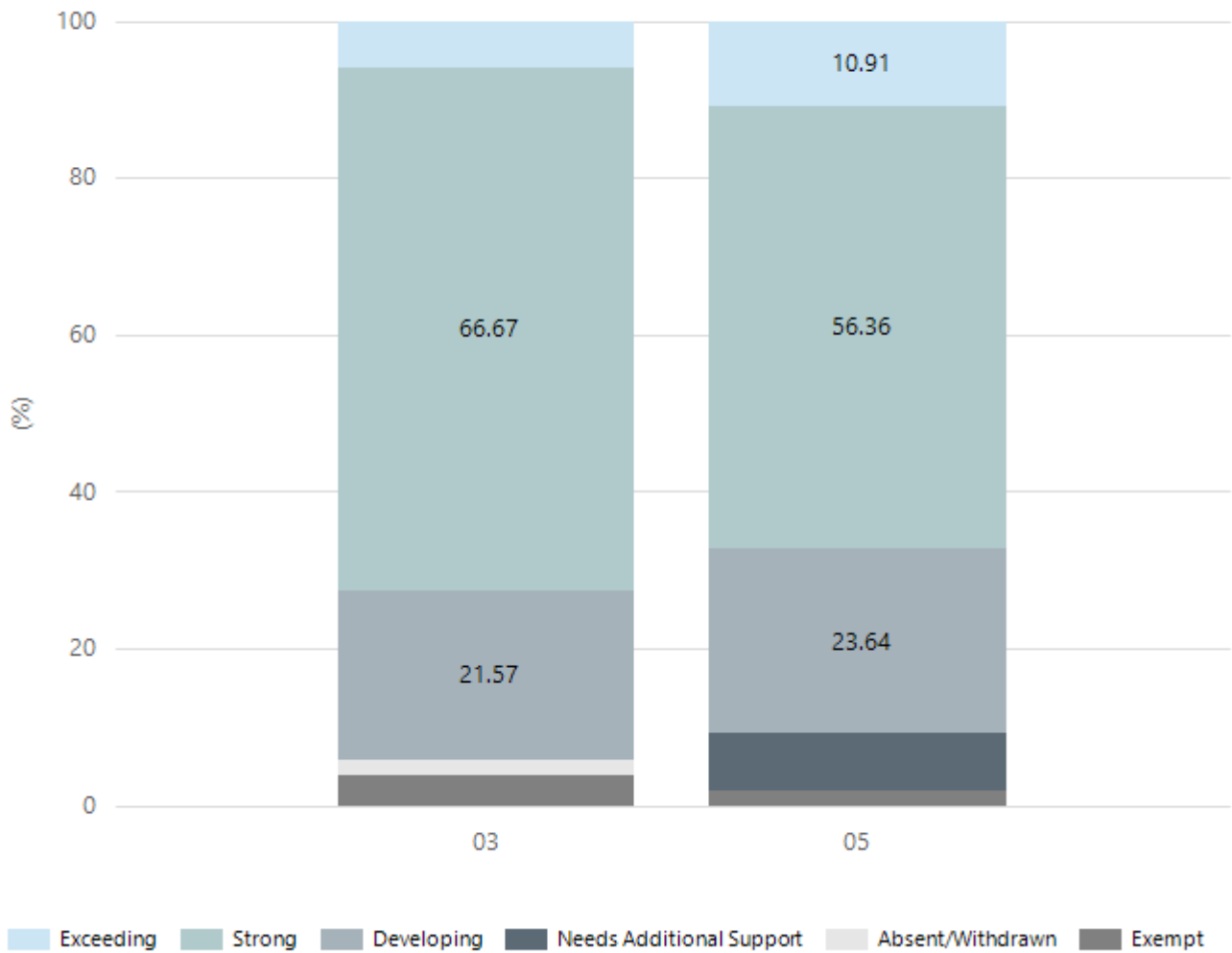
Grammar



Year Level	03	05
Exceeding	2	5
Strong	25	23
Developing	16	19
Needs Additional Support	5	7
Absent/Withdrawn	1	
Exempt	2	1
Total	51	55

Data Source: Department for Education Assessment Data Holdings, 2025. If there are less than 6 students who sat NAPLAN in a school, no information will be shown. If a year level has less than 6 students, that year level will not be shown in NAPLAN results.

Spelling



Year Level	03	05
Exceeding	3	6
Strong	34	31
Developing	11	13
Needs Additional Support		4
Absent/Withdrawn	1	
Exempt	2	1
Total	51	55

Data Source: Department for Education Assessment Data Holdings, 2025. If there are less than 6 students who sat NAPLAN in a school, no information will be shown. If a year level has less than 6 students, that year level will not be shown in NAPLAN results.

School Attendance

Year Level	2023	2024	2025
Reception	91.8%	93.9%	92.2%
Year 01	91.0%	93.5%	94.3%
Year 02	91.6%	89.8%	92.8%
Year 03	90.0%	92.9%	93.0%
Year 04	90.6%	88.7%	92.0%
Year 05	90.0%	92.1%	90.5%
Year 06	90.3%	92.8%	90.7%
Total	90.8%	91.9%	92.1%

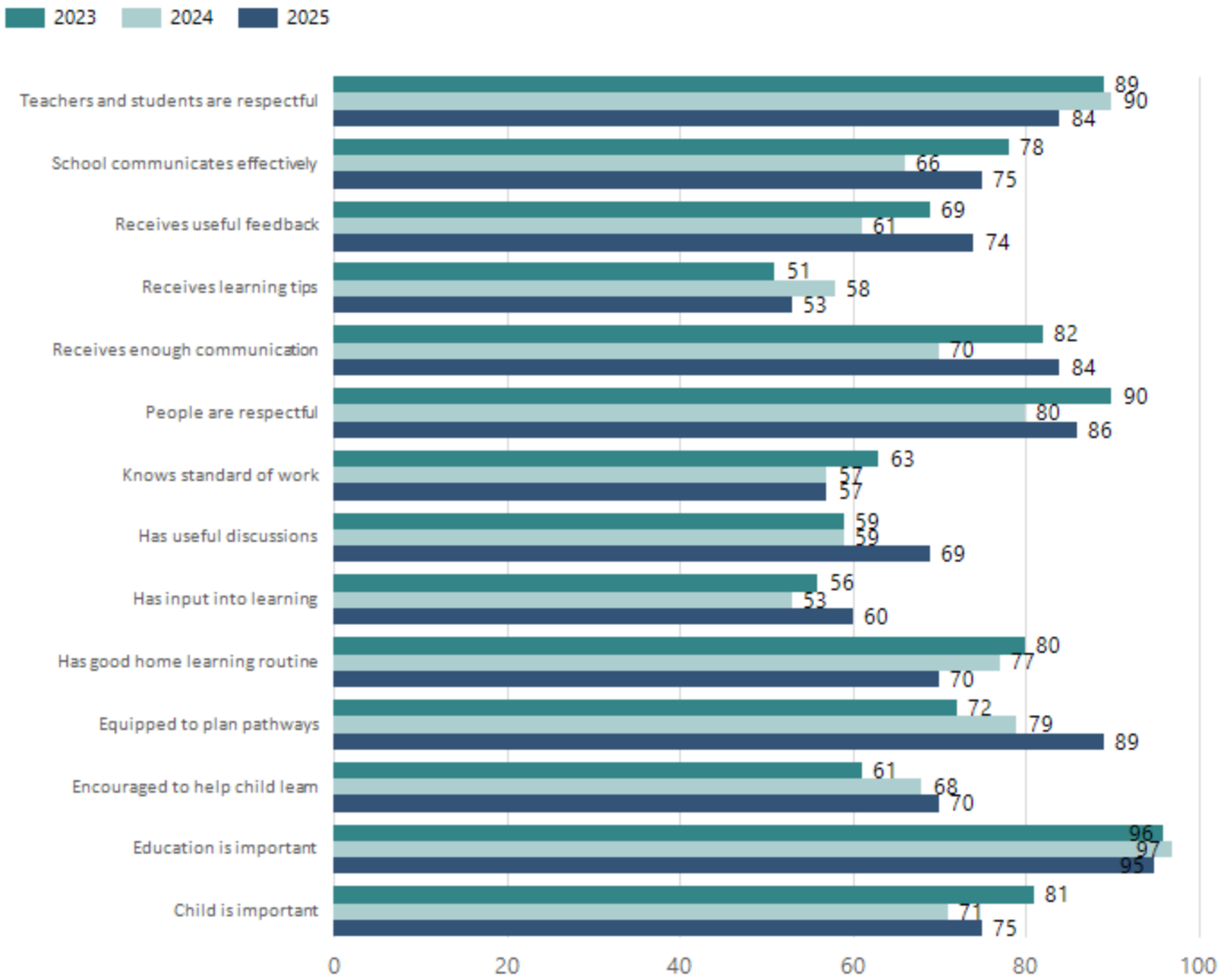
Data Source: Department for Education Attendance Data, Semester 1 Report 2025. A blank cell indicates there we no students enrolled. 'Primary Other' includes students enrolled in specialised education options. 'Secondary Other' includes students who have already spent a year at Year 12 and elected to undertake further study at Year 12.

Attendance Comment

In South Australia, all children and young people must be in school from 6 years to 16 years old. They must attend a government or non-government school full time. From age 16 to 17 however, young people must attend school or an approved learning program (such as an apprenticeship, traineeship, accredited course or university). Schools and parents must encourage and support students to come to school every day. Parents and caregivers must make sure their child is enrolled in a school, and attends school all day and everyday it is open, unless a child is sick or has an approved exemption. Teachers and leaders actively follow up when a student misses school, including recording all absences and non-attendance. All schools in South Australia have local attendance procedures governed under the Education and Children's Services Regulations 2020.

School Parent Opinion Survey Results

Proportion of agree/strongly agree response(%)



Data Source: 2025 Department for Education Parent Opinions Survey, Term 3 2025.

Intended Destination

Leave Reason	Number	%
IS - INTERSTATE	2	10.0%
NG - ATTENDING NON-GOV SCHOOL IN SA	2	10.0%
OV - LEFT SA FOR OVERSEAS	2	10.0%
TG - TRANSFERRED TO SA GOVERNMENT SCHOOL	1	5.0%
U - UNKNOWN	13	65.0%

Data Source: Department for Education Destination Data Report, 2025. Data extract term 3 2025. Data shows recorded destinations for students that left the school in the previous year. Data is uploaded by schools in term 3 and may not reflect final or total figures at time of report creation.

Highest Qualifications held by the teaching workforce and workforce composition

All teachers at this school are qualified and registered with the SA Teachers Registration Board.

Qualification Level	Number of Qualifications
Bachelor's degrees or Diplomas	15
Postgraduate Qualifications	11

Data Source: Data extracted from Mandatory Workforce Information Collections as on the last pay date of June 2025. As self-reported by staff in the system.

Please note: Data includes staff who are Actively employed and on extended paid leave. Please note only the highest qualification of the Teaching staff is reported. Excludes any number of other certifications earned.

Workforce composition including indigenous staff

	Teaching Staff		Non-Teaching Staff	
	Indigenous	Non-Indigenous	Indigenous	Non-Indigenous
Full-Time Equivalents	0.0	24.2	0.2	9.2
Persons	0.0	26.0	1.0	14.0

Data Source: Data extracted from Mandatory Workforce Information Collection as on the last pay date of June 2025.

Please note: Data includes staff who are actively employed and on extended paid leave. "Indigenous category" is self-reported by staff in the system.

Financial Statement

Funding Source	Amount
Grants: State	4,599,546
Grants: Commonwealth	46,682
Parent Contributions	139,897
Fund Raising	27,355
Other	40,953

Data Source: School supplied data.